



Progressa

SALICE

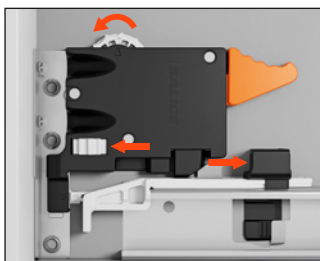
Index

Runner installation	page 7
Technical information	page 8
Part number composition and packing	page 13



Front locking devices

Standard mount - Side and depth adjustments	page 20
Standard mount - Front and side fixing	page 21



Adjustments

page 23



Progressa Smove

16 mm drawer	Soft close for 13 mm to 16 mm drawer material thickness	page 30
18-19 mm drawer	Soft close for 18-19 mm drawer material thickness	page 32



Progressa Push to open

16 mm drawer	Push opening system for 13 mm to 16 mm drawer material thickness	page 36
18-19 mm drawer	Push opening system for 18-19 mm drawer material thickness	page 38



Progressa+ Smove

- 16 mm drawer** Soft close for 13 mm to 16 mm drawer material thickness page 42
- 18-19 mm drawer** Soft close for 18-19 mm drawer material thickness page 44



Progressa+ Push to open

- 16 mm drawer** Push opening system for 13 mm to 16 mm drawer material thickness page 48
- 18-19 mm drawer** Push opening system for 18-19 mm drawer material thickness page 50




Progressa+ Shelf Smove

- G7E6R** Concealed undermount Shelf runner - Full-extension page 54



Progressa+ Shelf Push to open

- G7E6Q** Concealed undermount Shelf runner - Full-extension page 58



Accessories

- Push synchronizer bar** page 62
- Drilling templates for drawers** page 65
- Tilt adjustment lever** page 70
- Spacer for 12 to 13 mm drawer sub-fronts** page 70
- Rear-fixed bracket and magnet - Lock-open function for runners and drawers** page 71
- Rear hook bracket** page 71
- Fixing screws** page 72

Progressa

Introducing **Progressa**, a cutting-edge generation of high-performance, full extension undermount drawer runners that redefine precision and durability.

Crafted using state-of-the-art technology, these runners feature our proprietary “S-Drive” progressive module, ensuring an unparalleled level of functionality.

With static load capacities ranging from 55 kg on **Progressa** to an impressive 78 kg on **Progressa+**, and dynamic loads spanning from 45 kg to 70 kg *, these runners deliver robust strength and reliability.

The rack and pinion action guarantees impeccable synchronization, silent movement, and optimal stability for a seamless user experience.

Innovative adjustable clips set **Progressa** apart, facilitating effortless side, depth, and height adjustments and offering versatility across a wide array of applications. Additionally, each runner provides an optional tilt adjustment for enhanced customization.

Progressa runners are available in Soft Close, Integrated Push-to-Open and Shelf versions, covering a length range from 350 mm to 750 mm in 50 mm increments.

Compatible with drawer side material thicknesses between 13 mm and 16 mm and 18-19 mm.

Elevate your drawer experience with **Progressa**, where precision meets innovation.

Smove



In the Smove version, the **Progressa** and the **Progressa+** runners are equipped with a fully integrated soft close system that decelerates the closing action of the drawer.



*tests performed according to the DIN EN 15338 standard




The **Progressa** and the **Progressa+** runners are also available with integrated Push opening system, for all handle-less drawers.
A slight pressure of the drawer front is sufficient for the Push mechanism to release and consequently for the drawer to self-open with minimum effort.



Synchronizer for Progressa Push, Progressa+ Push and Progressa+ Shelf Push runners (Optional)

The synchronization system has been developed to ensure that wider drawers can be opened with minimum effort. Applying pressure on any part of the drawer front (even at the extremities), is sufficient for the Push devices to release and consequently for the drawer to open.



Progressa

Front locking devices

A full range of fixing clip options, ranging from stamped steel adjustable locking devices with intuitive side and depth adjustments to locking devices with front and side fixing for more competitive markets.



Rack system

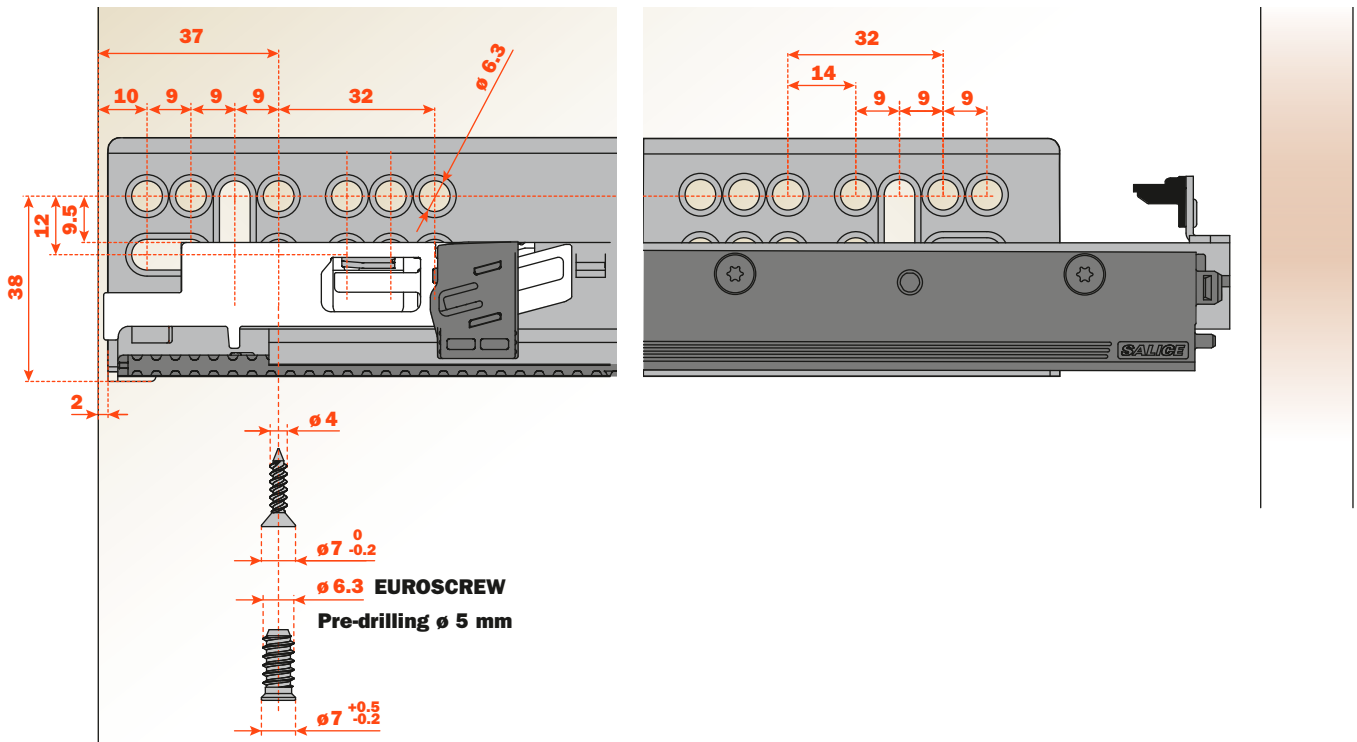
All versions and lengths of **Progressa** have an integrated rack and pinion system, which synchronizes the sliding elements and guarantees a true progressive action, excellent lateral stability, with any drawer size, and a perfectly silent movement without the need for further components.



Runner installation

For all Progressa and Progressa+ runners

Mounting full-extension runner on the cabinet side

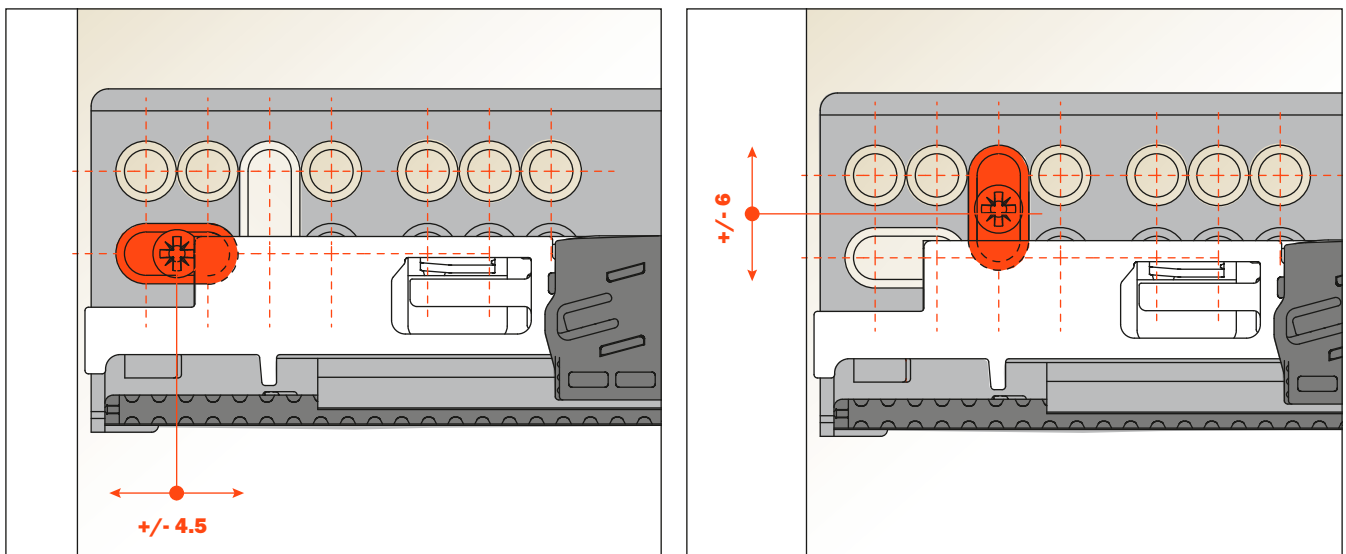


Screws, see page 72.

If runners are mounted before the assembly of the cabinet, we recommend that the inset position of the runner be increased from 38 to 39 mm to accommodate the manufacturing tolerances in the cabinet and the runner.

The oval slots on the runners enable a depth adjustment of +/- 4.5 mm and a height adjustment of +/- 6 mm to be made.

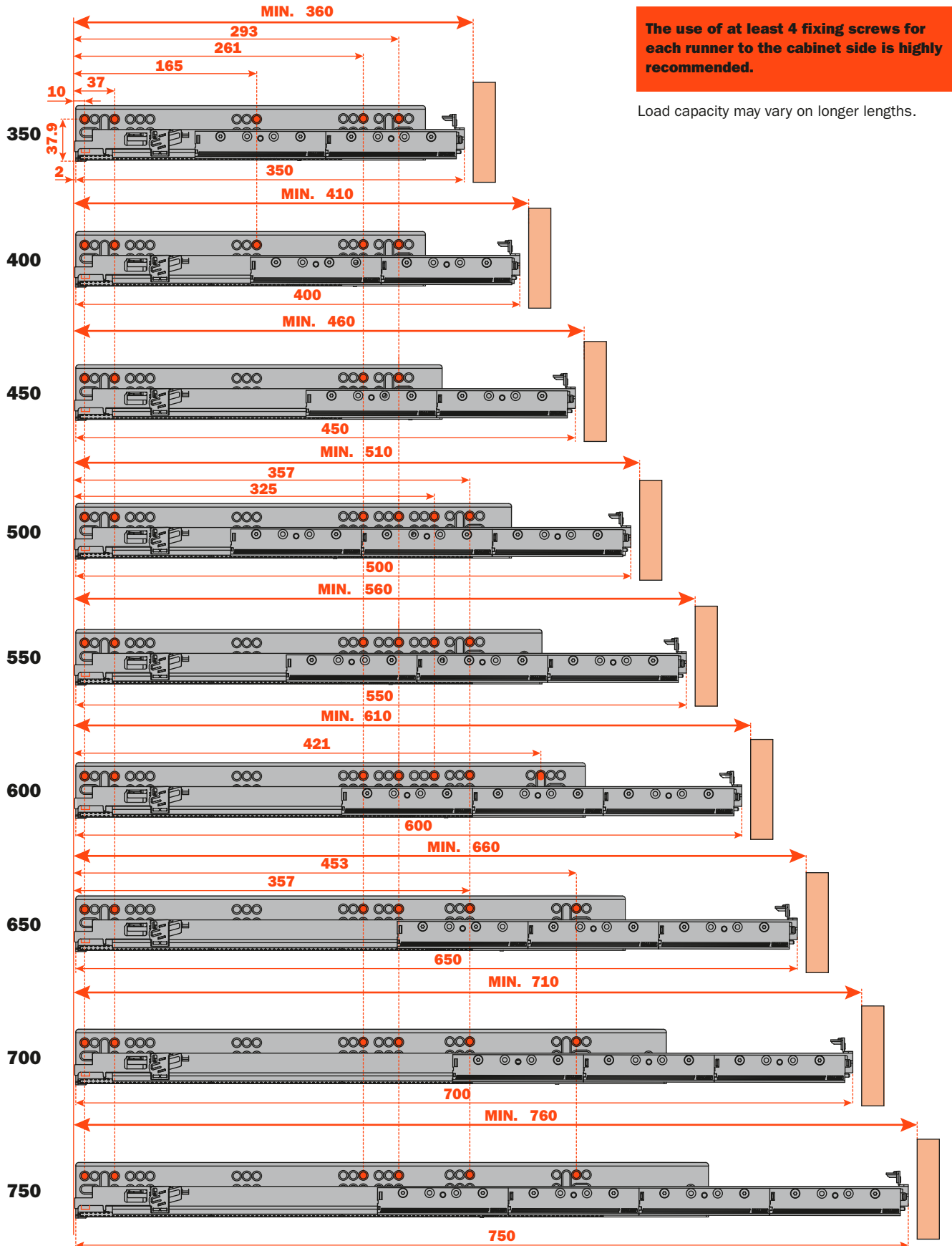
These adjustments are in addition to those incorporated in the fixing clips and in the runner (**Adjustments**, see page 23).



Drilling positions for runner on cabinet side

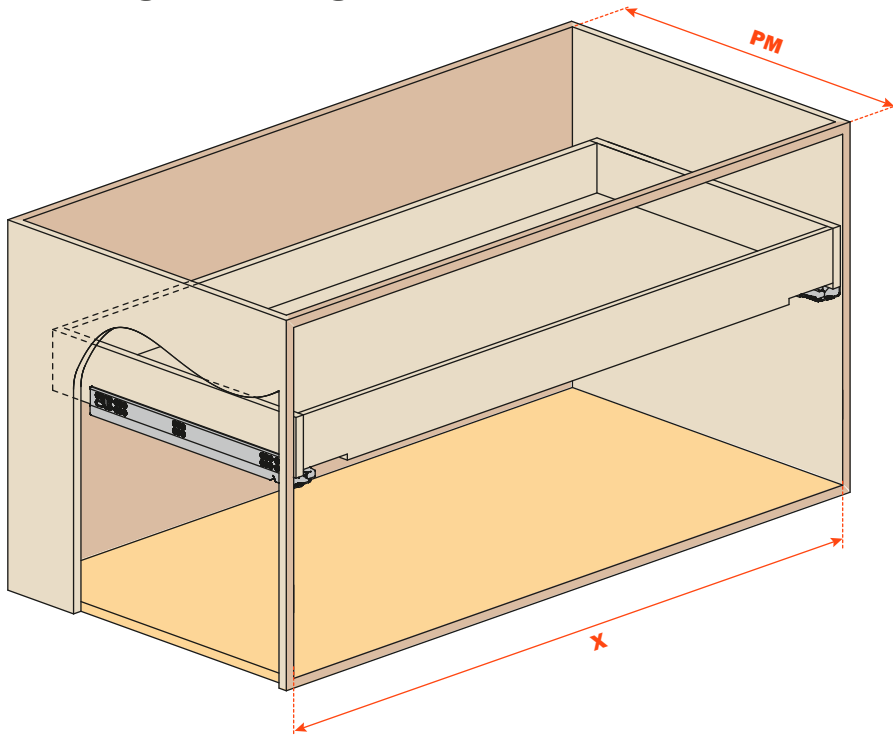
For all Progressa and Progressa+ runners

Please refer to the specific product pages in this catalog for all technical data



Drawer dimensions and drilling

For all Progressa and Progressa+ runners

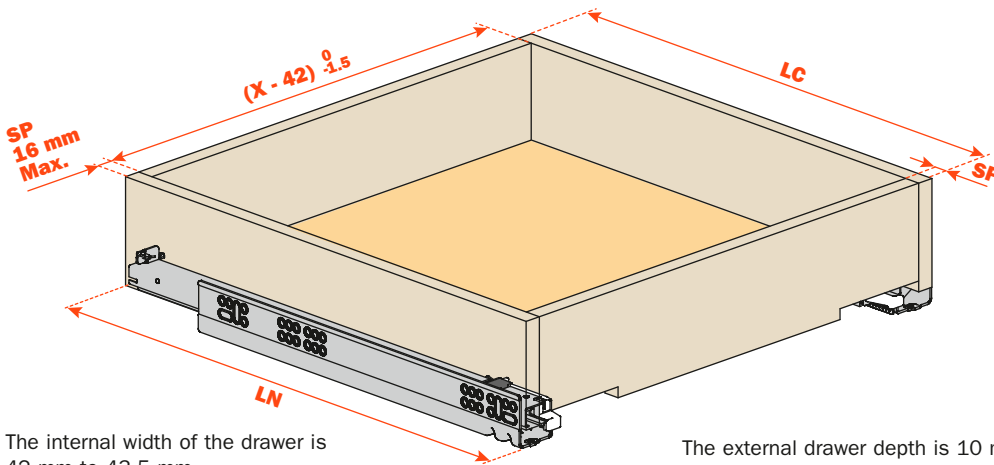


RUNNER LENGTH (LN)	External DRAWER DEPTH (LC)
350 mm	340 mm
400 mm	390 mm
450 mm	440 mm
500 mm	490 mm
550 mm	540 mm
600 mm	590 mm
650 mm	640 mm
700 mm	690 mm
750 mm	740 mm

Abbreviations

- SP** = Drawer thickness
- LC** = Drawer depth
- PM** = Cabinet depth
- X** = Cabinet internal width
- LN** = Nominal runner length

Full-extension runner for 13 mm to **16 mm drawer material thickness**



The internal width of the drawer is 42 mm to 43.5 mm less than the internal width of the cabinet

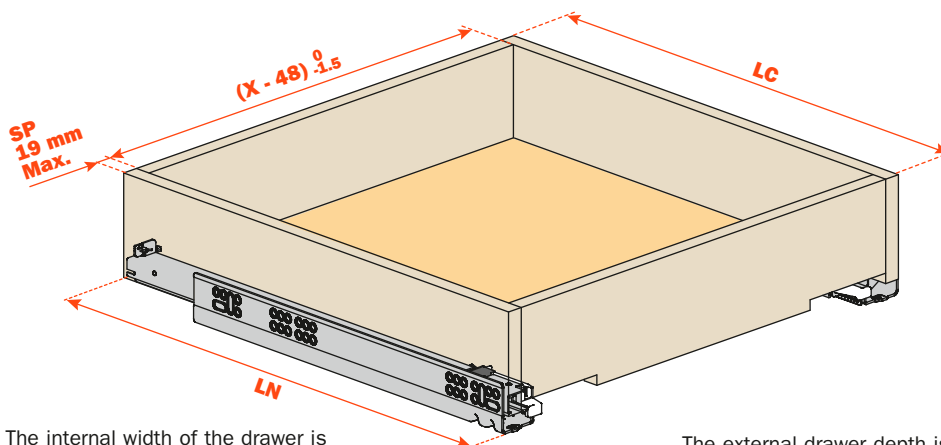
The external drawer depth is 10 mm less than the runner length

For drawer sides with sub-fronts between 12 and 13 mm, we recommend the use of the build-up spacer **AFSFXB**.

See page 70 for specs.

SP = Drawer thickness

Full-extension runner for **18-19 mm drawer material thickness**



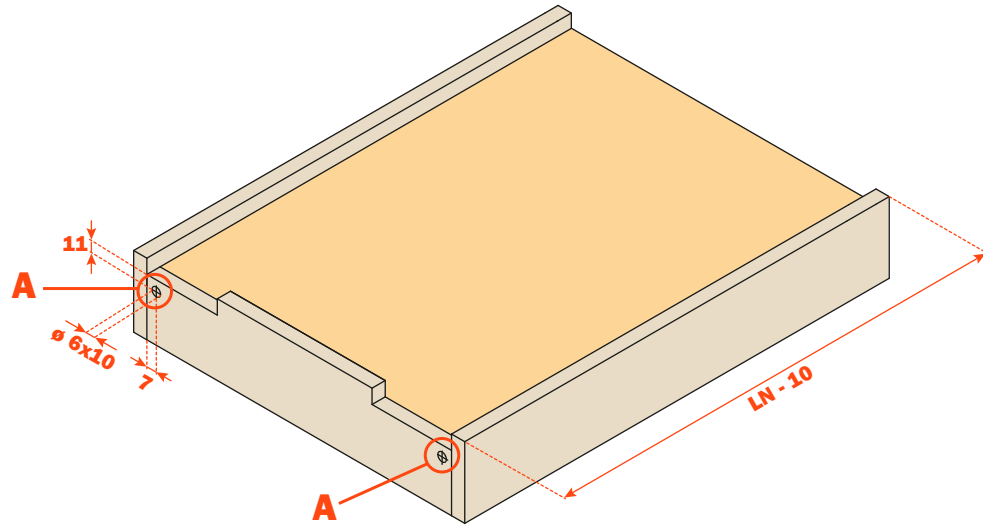
The internal width of the drawer is 48 mm to 49.5 mm less than the internal width of the cabinet

The external drawer depth is 10 mm less than the runner length

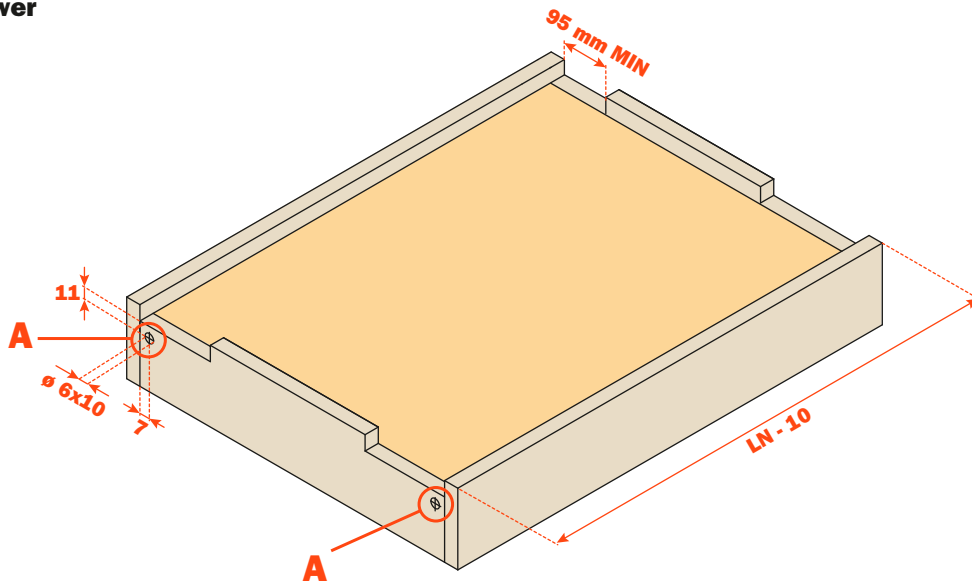
Drawer drilling

For all Progressa and Progressa+ runners

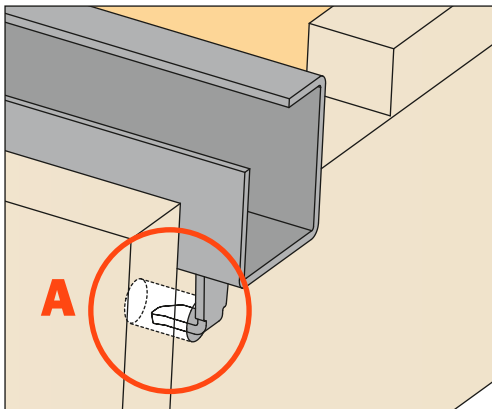
3-SIDED drawer



4-SIDED drawer

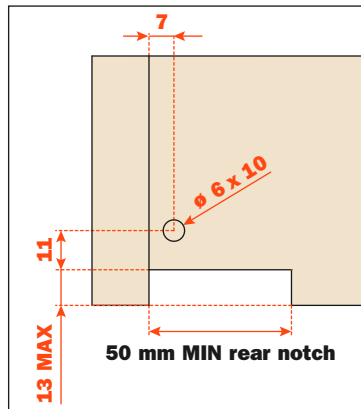


REAR HOOK

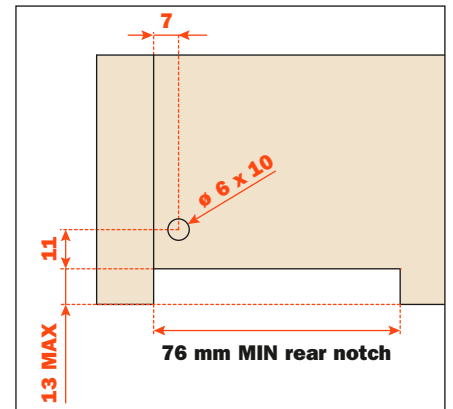


Use **drilling templates** for rear hook, see page 65 and 67.

REAR NOTCH with Smove and Push runners



REAR NOTCH with Push Synchronizer and tilt adjustment lever

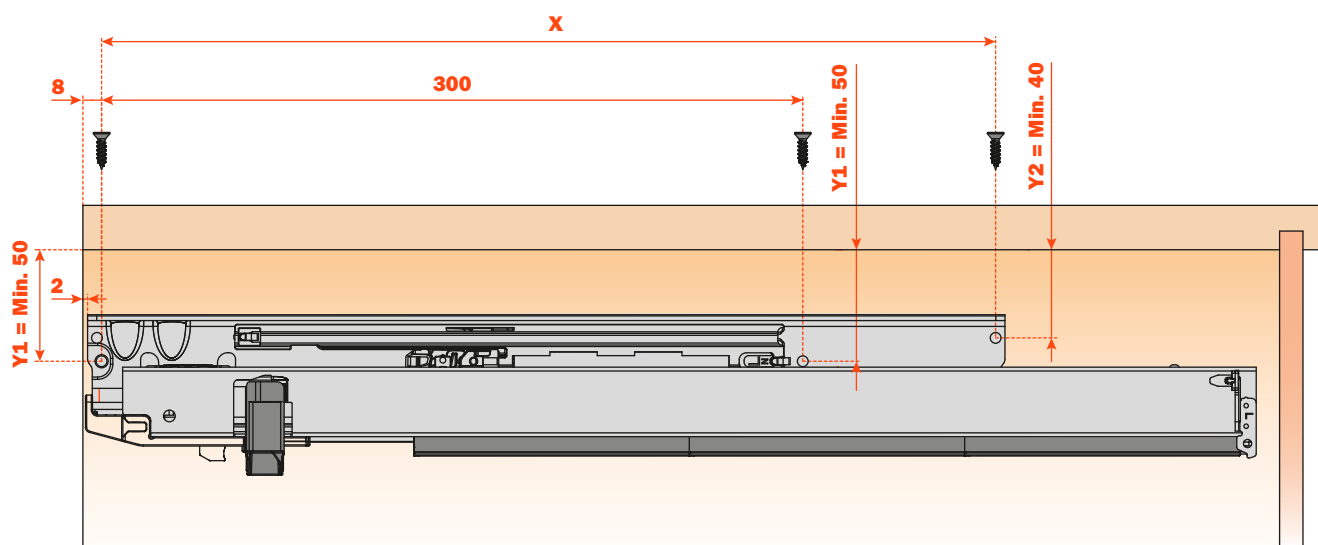


Progressa Push Synchronizer, see page 62.
AGLRXX3F Tilt adjustment lever, see page 70.

Technical information

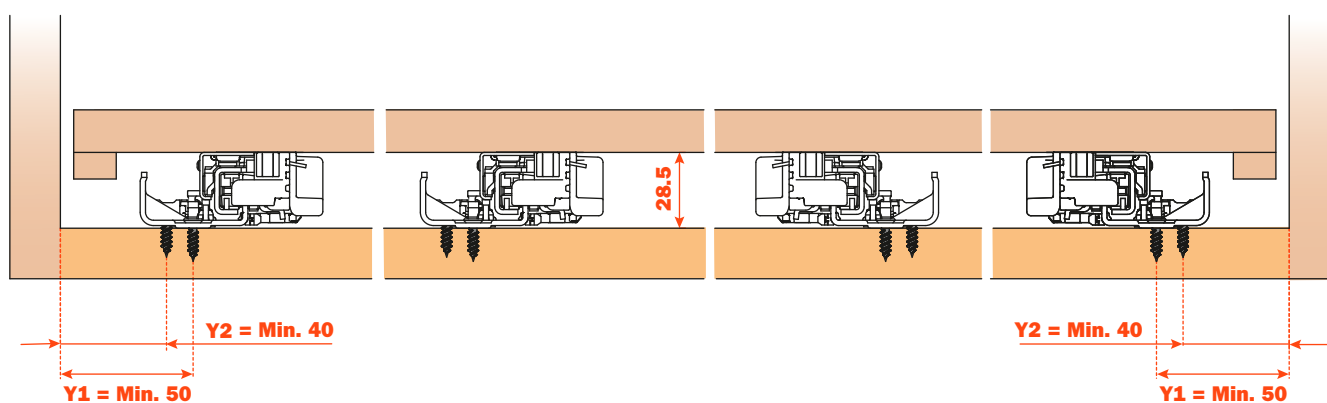
For Progressa+ Shelf runners

Plan view - Full-extension



RUNNER LENGTH (LN)	X
350 mm	305 mm
400 mm	305 mm
450 mm	320 mm
500 mm	382.5 mm

Dimensions



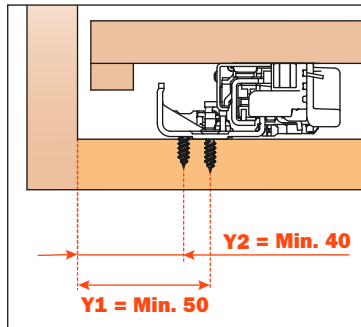
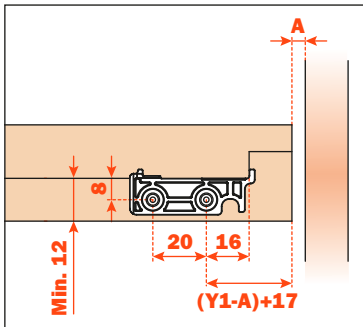
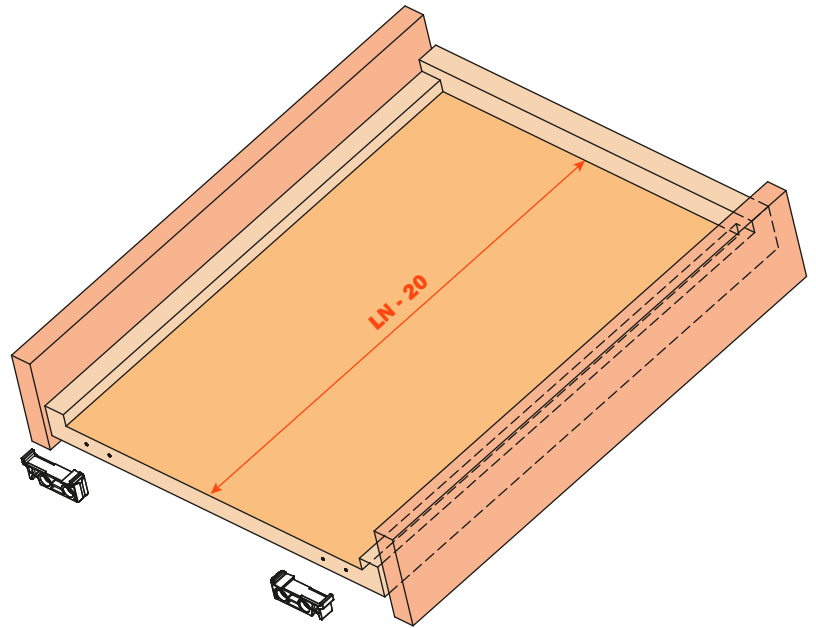
With larger shelves, it is possible to increase the number of runners in order to improve the load capacity and the stability.

Technical information - Rear hook

For Progressa+ Shelf runners

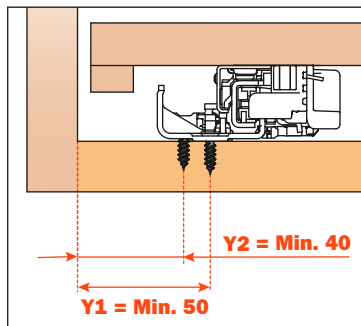
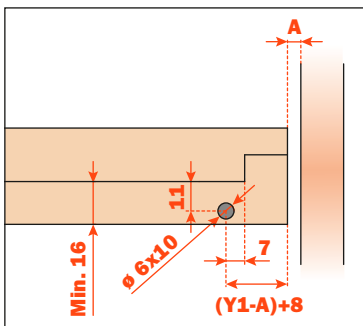
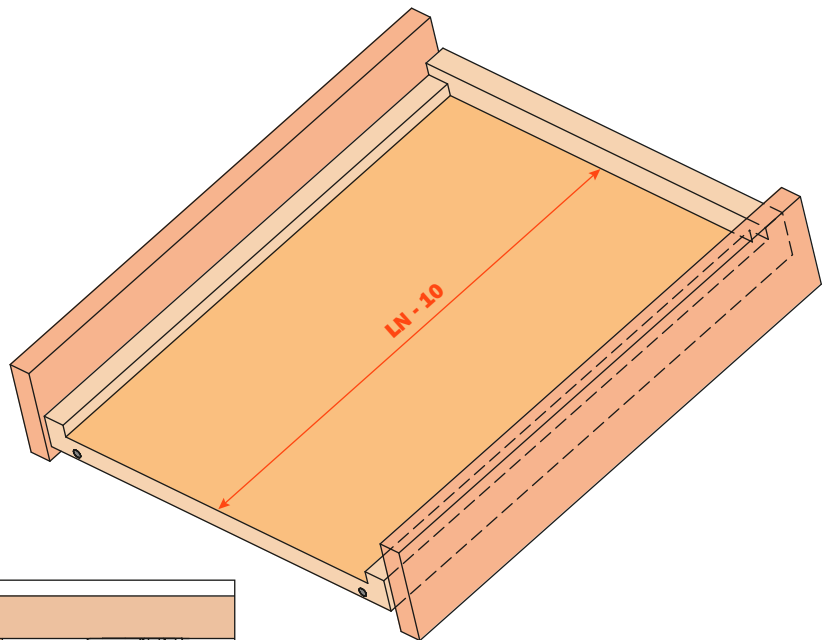
Assembly on the pull-out shelf with a 12 mm minimum thickness

Rear hook bracket **AGAPXXYI**



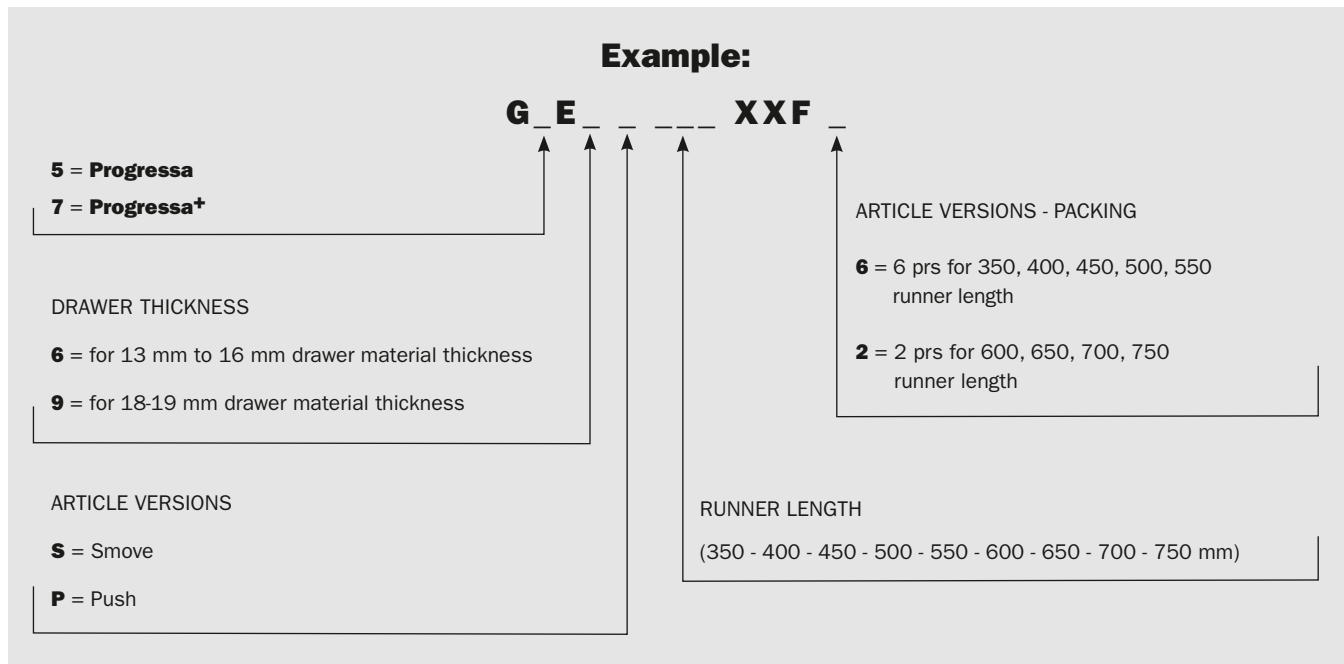
Y1 = Min. 50 mm

Assembly on the pull-out shelf with a 16 mm minimum thickness



Y1 = Min. 50 mm

Part number composition - For Progressa and Progressa+ runners



Packing

Progressa Smove

16 mm drawer Soft close for 13 mm to 16 mm material thickness

SMOVE	LENGTH	BOX	PALLET
G5E6S350XXF6	350 mm	6 prs	192 prs
G5E6S400XXF6	400 mm	6 prs	192 prs
G5E6S450XXF6	450 mm	6 prs	192 prs
G5E6S500XXF6	500 mm	6 prs	192 prs
G5E6S550XXF6	550 mm	6 prs	192 prs

18-19 mm drawer Soft close for 18-19 mm material thickness

SMOVE	LENGTH	BOX	PALLET
G5E9S350XXF6	350 mm	6 prs	192 prs
G5E9S400XXF6	400 mm	6 prs	192 prs
G5E9S450XXF6	450 mm	6 prs	192 prs
G5E9S500XXF6	500 mm	6 prs	192 prs
G5E9S550XXF6	550 mm	6 prs	192 prs

Packing

Progressa Push

16 mm drawer Push opening system for 13 mm to 16 mm material thickness

PUSH	LENGTH	BOX	PALLET
G5E6P350XXF6	350 mm	6 prs	192 prs
G5E6P400XXF6	400 mm	6 prs	192 prs
G5E6P450XXF6	450 mm	6 prs	192 prs
G5E6P500XXF6	500 mm	6 prs	192 prs
G5E6P550XXF6	550 mm	6 prs	192 prs

18-19 mm drawer Push opening system for 18-19 mm material thickness

PUSH	LENGTH	BOX	PALLET
G5E9P350XXF6	350 mm	6 prs	192 prs
G5E9P400XXF6	400 mm	6 prs	192 prs
G5E9P450XXF6	450 mm	6 prs	192 prs
G5E9P500XXF6	500 mm	6 prs	192 prs
G5E9P550XXF6	550 mm	6 prs	192 prs

Progressa+ Smove

16 mm drawer Soft close for 13 mm to 16 mm material thickness

SMOVE	LENGTH	BOX	PALLET
G7E6S350XXF6	350 mm	6 prs	192 prs
G7E6S400XXF6	400 mm	6 prs	192 prs
G7E6S450XXF6	450 mm	6 prs	192 prs
G7E6S500XXF6	500 mm	6 prs	192 prs
G7E6S550XXF6	550 mm	6 prs	192 prs
G7E6S600XXF2	600 mm	2 prs	128 prs
G7E6S650XXF2	650 mm	2 prs	128 prs
G7E6S700XXF2	700 mm	2 prs	128 prs
G7E6S750XXF2	750 mm	2 prs	128 prs

Progressa+ Smove

18-19 mm drawer Soft close for 18-19 mm material thickness

SMOVE	LENGTH	BOX	PALLET
G7E9S350XXF6	350 mm	6 prs	192 prs
G7E9S400XXF6	400 mm	6 prs	192 prs
G7E9S450XXF6	450 mm	6 prs	192 prs
G7E9S500XXF6	500 mm	6 prs	192 prs
G7E9S550XXF6	550 mm	6 prs	192 prs
G7E9S600XXF2	600 mm	2 prs	128 prs
G7E9S650XXF2	650 mm	2 prs	128 prs
G7E9S700XXF2	700 mm	2 prs	128 prs
G7E9S750XXF2	750 mm	2 prs	128 prs

Progressa+ Push to open

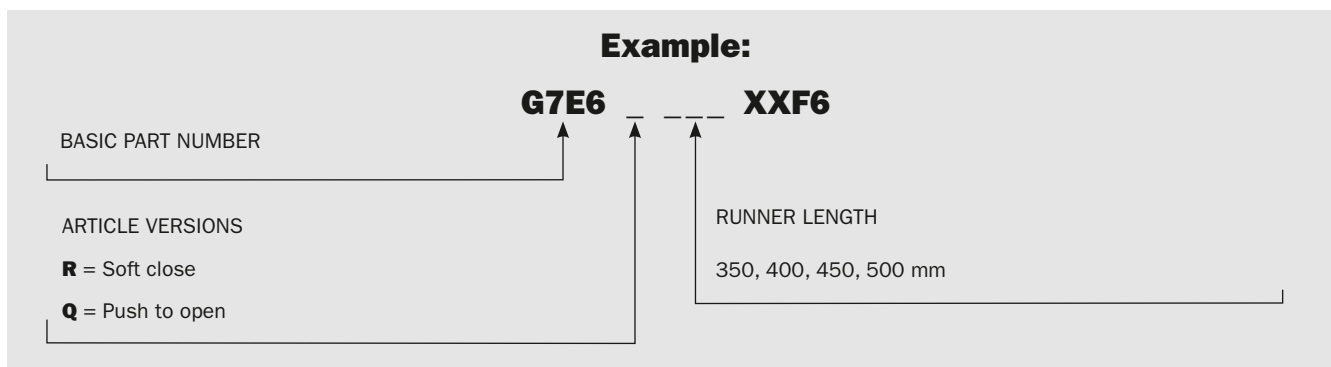
16 mm drawer Push opening system for 13 mm to 16 mm material thickness

PUSH	LENGTH	BOX	PALLET
G7E6P350XXF6	350 mm	6 prs	192 prs
G7E6P400XXF6	400 mm	6 prs	192 prs
G7E6P450XXF6	450 mm	6 prs	192 prs
G7E6P500XXF6	500 mm	6 prs	192 prs
G7E6P550XXF6	550 mm	6 prs	192 prs
G7E6P600XXF2	600 mm	2 prs	128 prs
G7E6P650XXF2	650 mm	2 prs	128 prs
G7E6P700XXF2	700 mm	2 prs	128 prs
G7E6P750XXF2	750 mm	2 prs	128 prs

Progressa+ Push to open

18-19 mm drawer Push opening system for 18-19 mm material thickness

PUSH	LENGTH	BOX	PALLET
G7E9P350XXF6	350 mm	6 prs	192 prs
G7E9P400XXF6	400 mm	6 prs	192 prs
G7E9P450XXF6	450 mm	6 prs	192 prs
G7E9P500XXF6	500 mm	6 prs	192 prs
G7E9P550XXF6	550 mm	6 prs	192 prs
G7E9P600XXF2	600 mm	2 prs	128 prs
G7E9P650XXF2	650 mm	2 prs	128 prs
G7E9P700XXF2	700 mm	2 prs	128 prs
G7E9P750XXF2	750 mm	2 prs	128 prs

Part number composition - For Progressa+ Shelf runners

Packing
**Progressa+
Shelf Smove**

SMOVE	LENGTH	BOX	PALLET
G7E6R350XXF6	350 mm	6 prs	192 prs
G7E6R400XXF6	400 mm	6 prs	192 prs
G7E6R450XXF6	450 mm	6 prs	192 prs
G7E6R500XXF6	500 mm	6 prs	192 prs

**Progressa+
Shelf Push to open**

PUSH	LENGTH	BOX	PALLET
G7E6Q350XXF6	350 mm	6 prs	192 prs
G7E6Q400XXF6	400 mm	6 prs	192 prs
G7E6Q450XXF6	450 mm	6 prs	192 prs
G7E6Q500XXF6	500 mm	6 prs	192 prs

Components


FRONT LOCKING DEVICES	BOX	PALLET
AFCGXX3B	100 pcs right/100 pcs left	2400 pcs right/2400 pcs left
AFCEX56B	100 pcs right/100 pcs left	2400 pcs right/2400 pcs left

TILT ADJUSTMENT LEVER	BOX	PALLET
AGLRXX3F	12 pcs right/12 pcs left	2400 pcs right/2400 pcs left

SPACERS	BOX	PALLET
AFSFXXB	100 pcs	-

REAR-FIXED BRACKET AND MAGNET (SHELF)	BOX	PALLET
AROSXXY	20 magnets, 20 brackets	-

REAR HOOK BRACKET (SHELF)	BOX	PALLET
AGAPXXYI	100 pcs	-

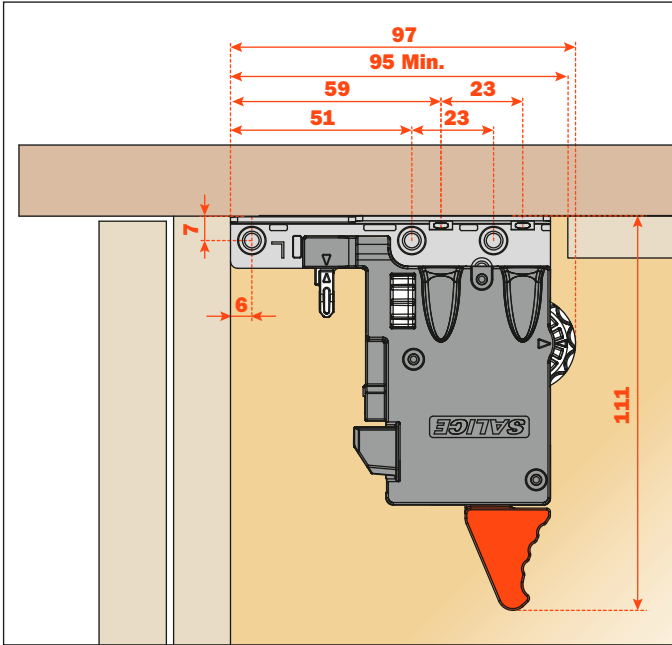


Front locking devices

Front locking devices - Side and depth adjustments

For all Progressa, Progressa+ and Progressa+ Shelf runners

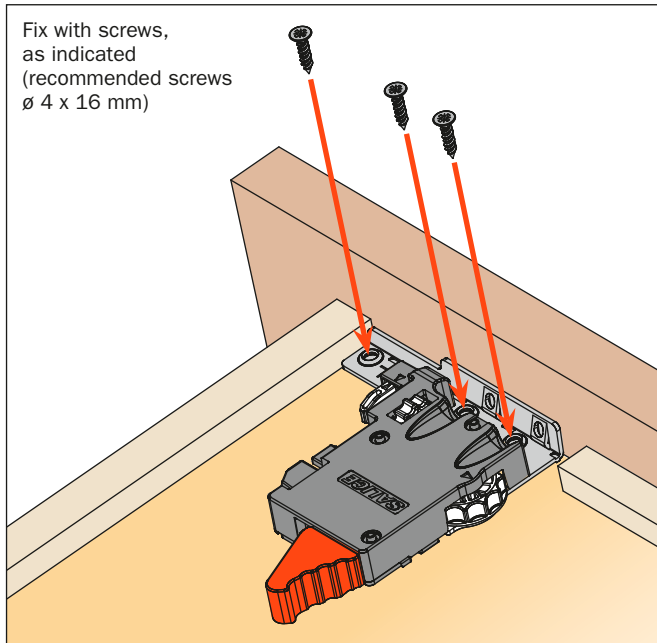
- Dual steel/fiber glass-nylon construction
- Compatible with all Progressa runners
- Tool free lateral and depth adjustments
- Pre-drilling recommended \varnothing 2.5 mm



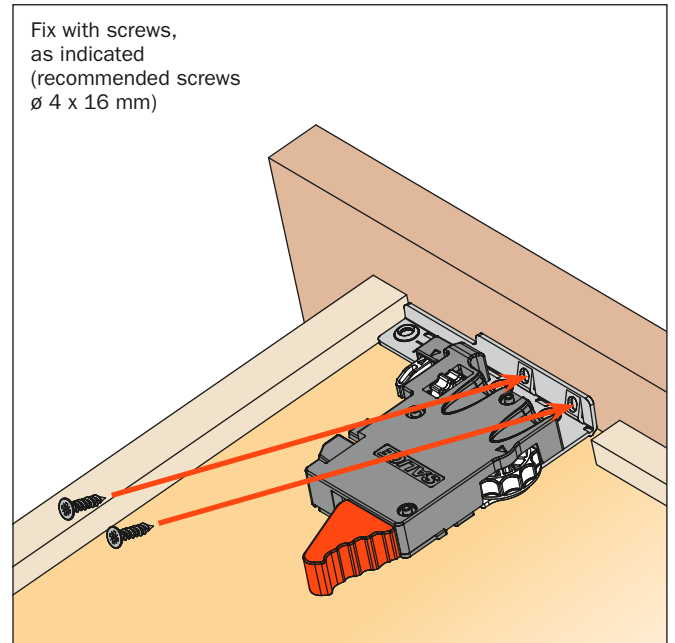
AFCGXX3B

PACKING
2 boxes = 100 pcs right and 100 pcs left

Assembly to the bottom



Assembly to the drawer

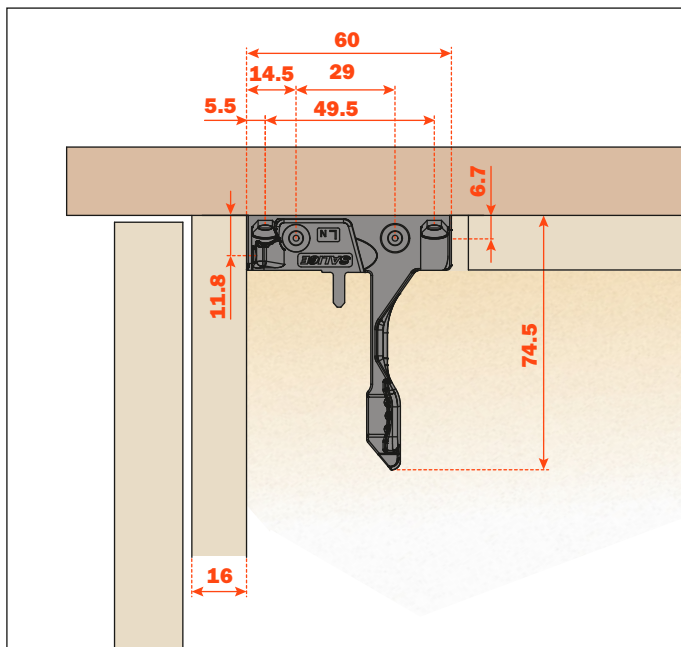


Use **drilling templates ASGD704U3XA** for accurate installation of the clips, see page 65.

Front locking devices - Front and side fixing

For all Progressa, Progressa+ and Progressa+ Shelf runners

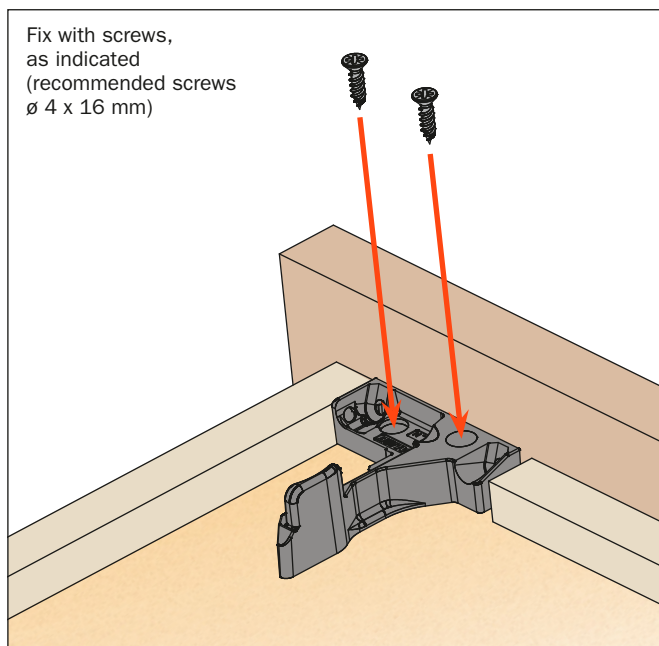
- Engineered thermoplastics
- Compatible with all Progressa runners
- Side fixing option
- Pre-drilling recommended \varnothing 2.5 mm
- Minimum inside drawer width 130 mm
- Minimum inside cabinet width 172 mm



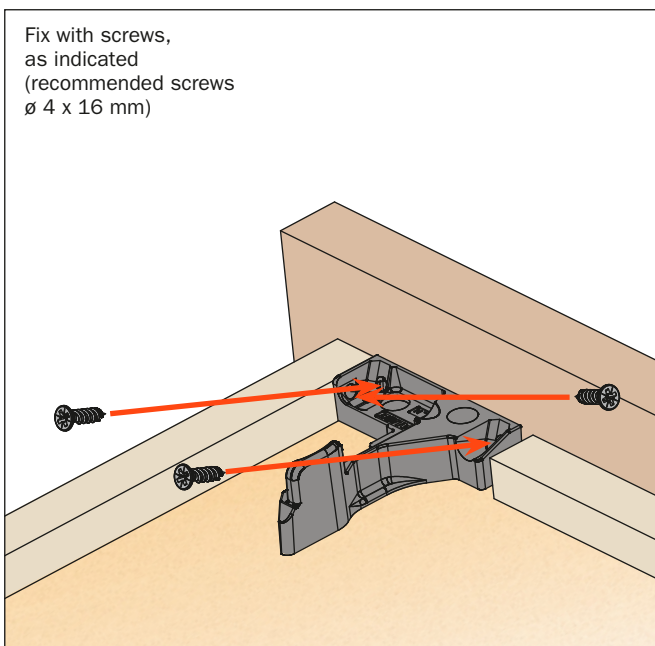
AFCEX56B

PACKING
2 boxes = 100 pcs right and 100 pcs left

Assembly to the bottom



Assembly to the drawer



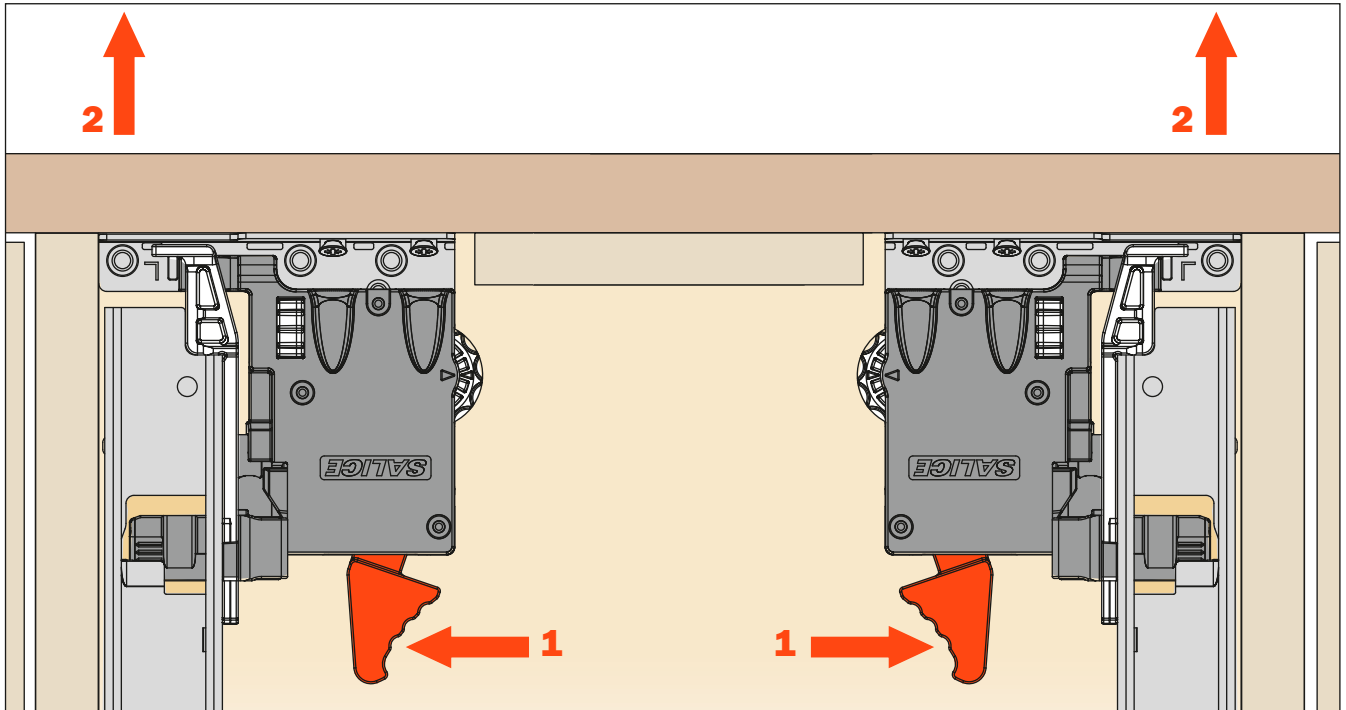
Use **drilling template ASGD504U6XA** for accurate installation of the clips, see page 67.

Drawer removal

Standard locking device - Side and depth adjustments

For all Progressa, Progressa+ and Progressa+ Shelf runners

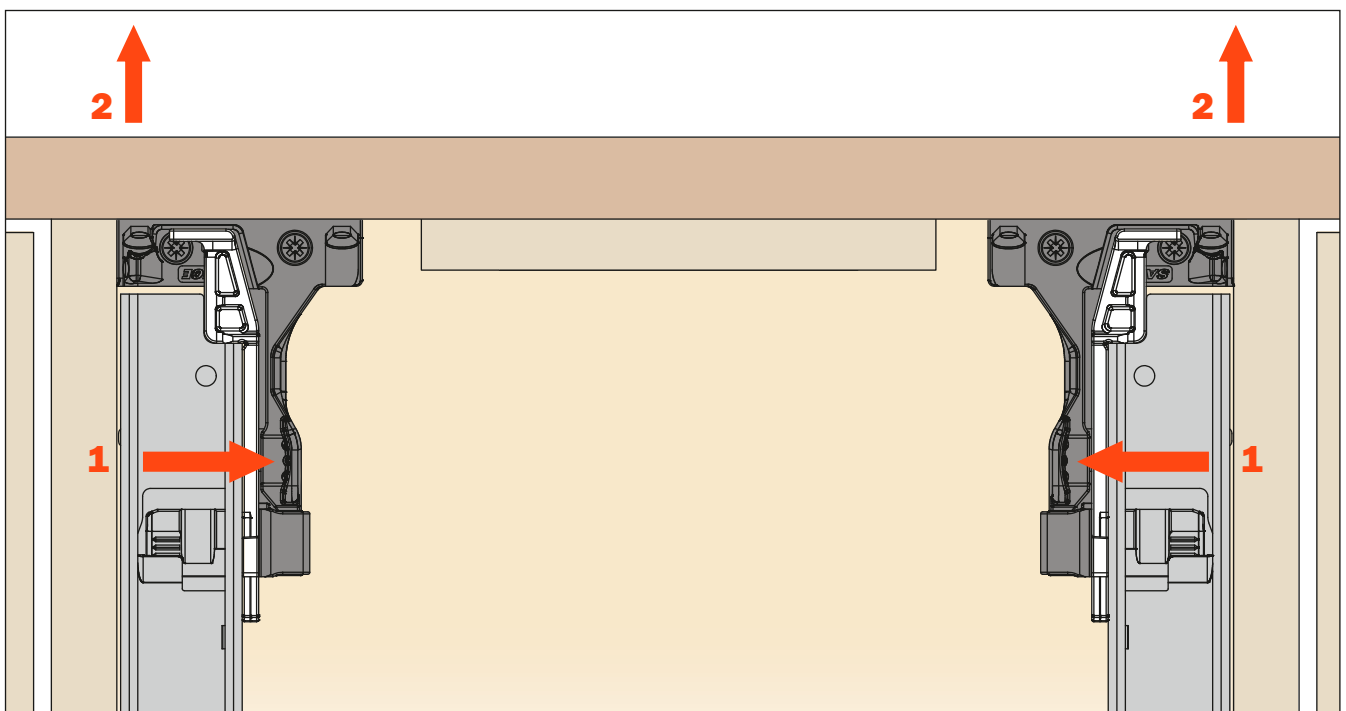
Position hands under the front of the drawer and press on the orange levers, as indicated in the drawing, sliding the drawer out of the cabinet.

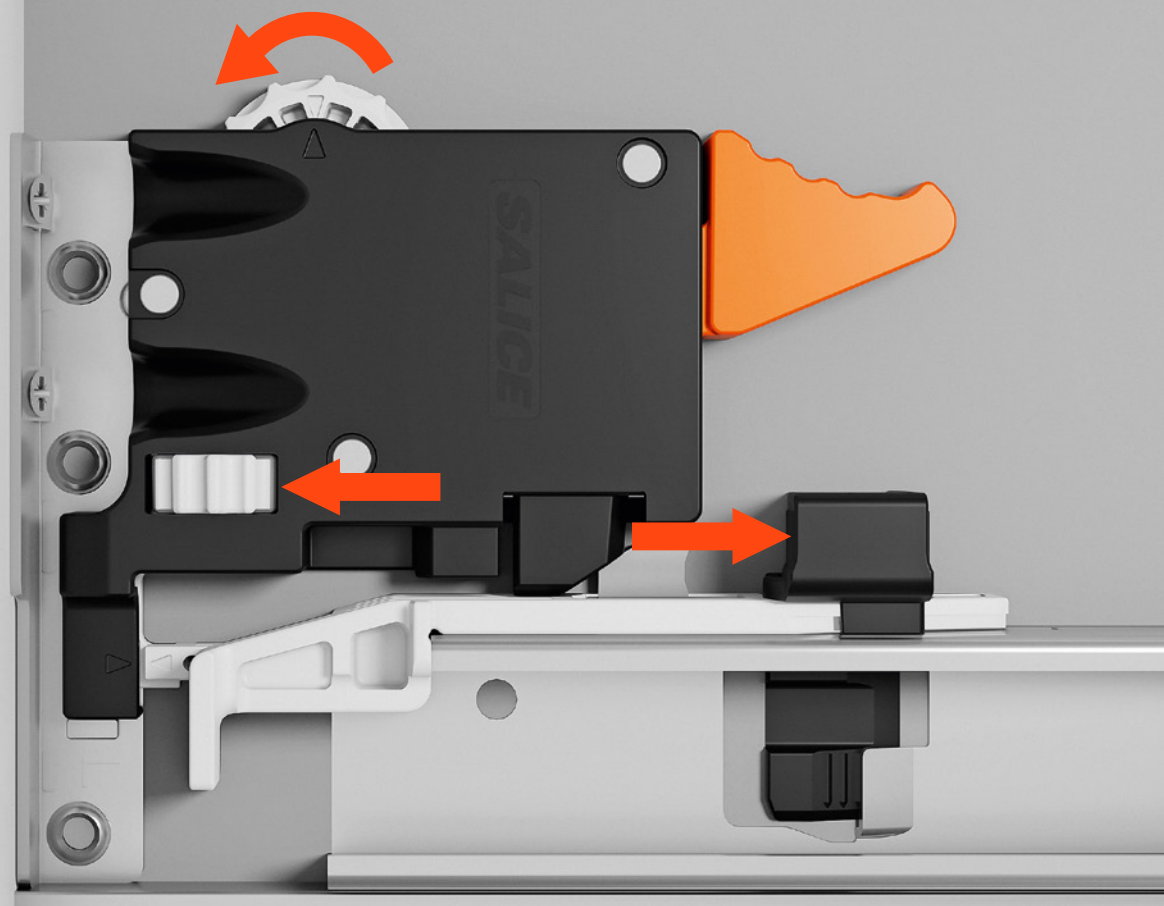


Standard locking device - Front and side fixing

For all Progressa, Progressa+ and Progressa+ Shelf runners

Position hands under the front of the drawer and press on the black levers, as indicated in the drawing, sliding the drawer out of the cabinet.



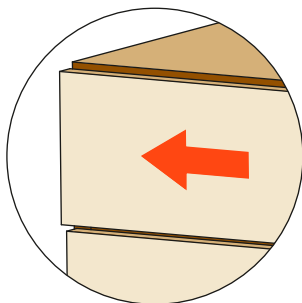



Adjustments


Side adjustment +/- 1.5 mm

For all Progressa, Progressa+ and Progressa+ Shelf runners

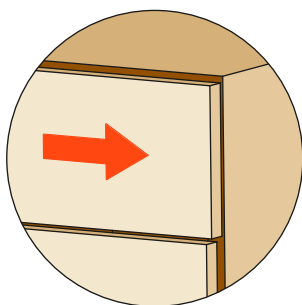

Rotate the white wheel towards the drawer front to adjust left.
This operation is tool free.



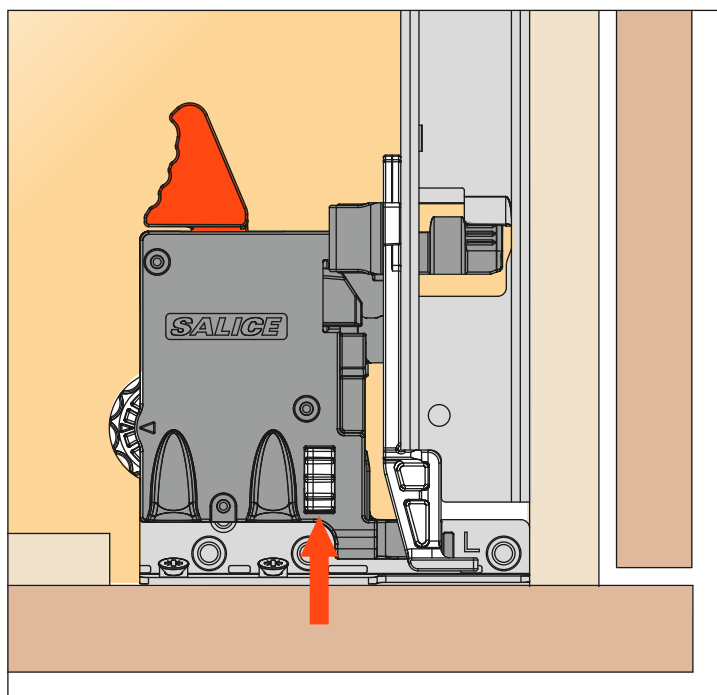
1.5 mm



Rotate the white wheel towards the back of the drawer to adjust right.
This operation is tool free.



1.5 mm



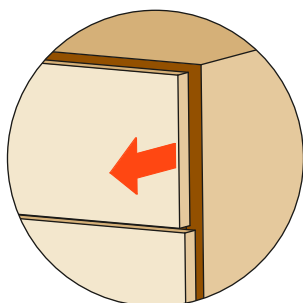

For side adjustment, it is recommended that the wheels on the clips are operated in the same direction, in order to maintain the correct alignment and movement of the runners.

Depth adjustment +/- 3 mm


For all Progressa, Progressa+ and Progressa+ Shelf runners

Rotate the white wheel (see drawing) towards the outside of the drawer to increase the gap between the front and the side.

This operation is tool free.

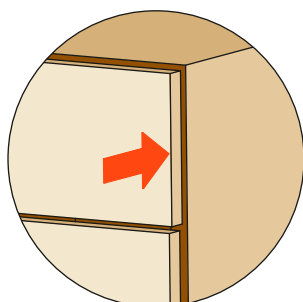



+ 3 mm

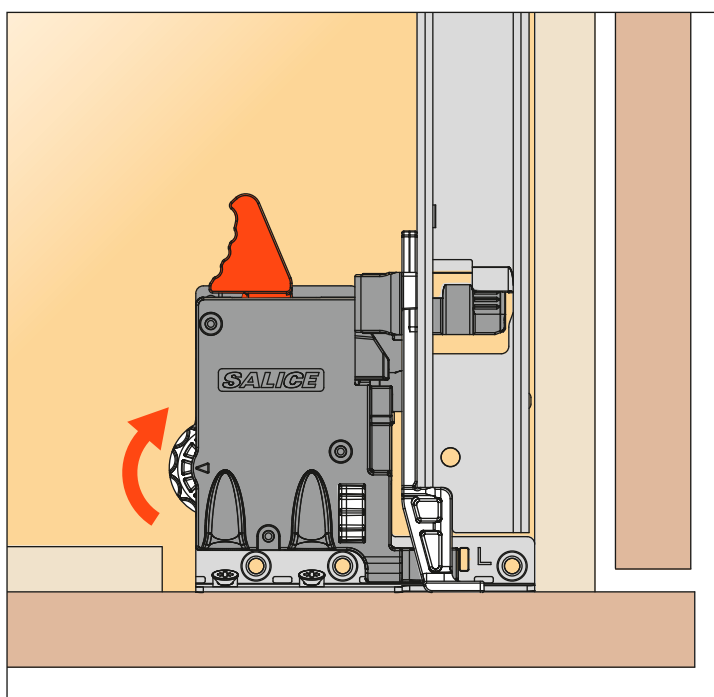


Rotate the white wheel (see drawing) towards the inside of the drawer to reduce the gap between the front and the side.

This operation is tool free.



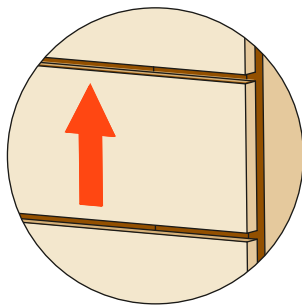
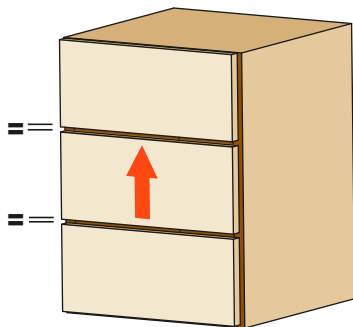
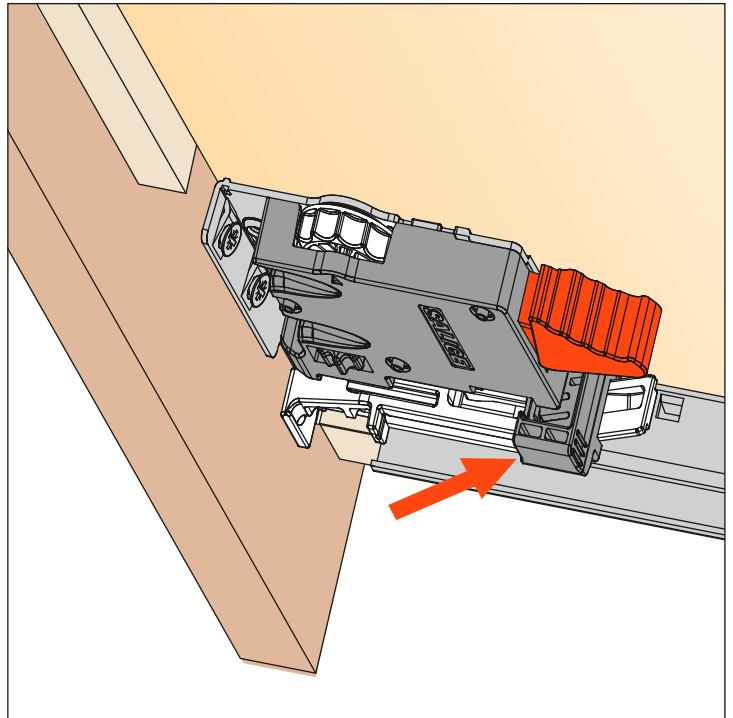
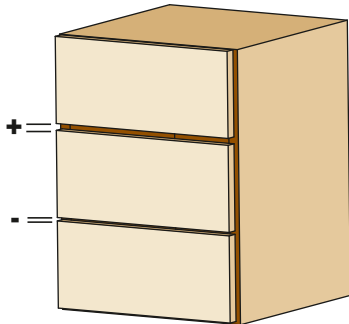
- 3 mm



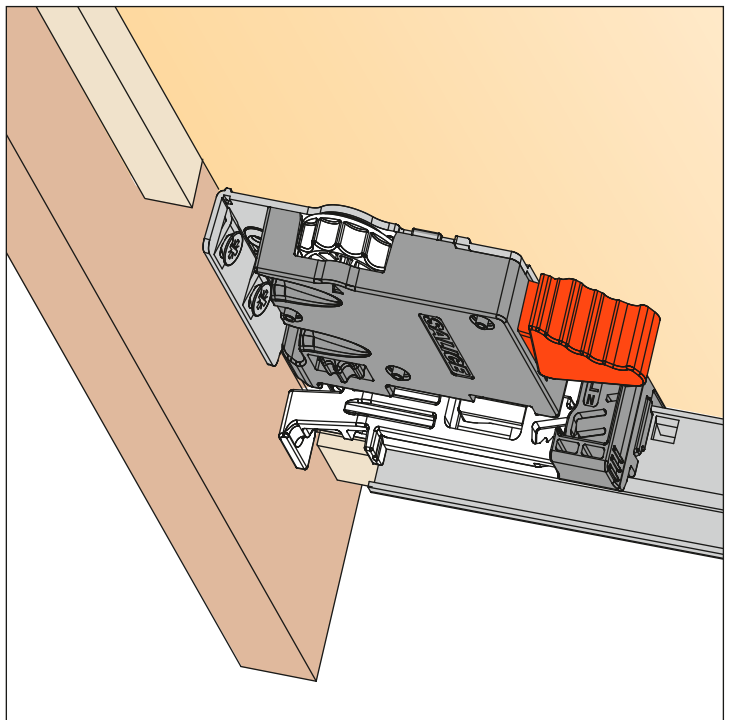
Height adjustment + 2.5 mm

For all Progressa, Progressa+ and Progressa+ Shelf runners

Push the lever towards the inside of the drawer to achieve height adjustment.
This operation is tool free.



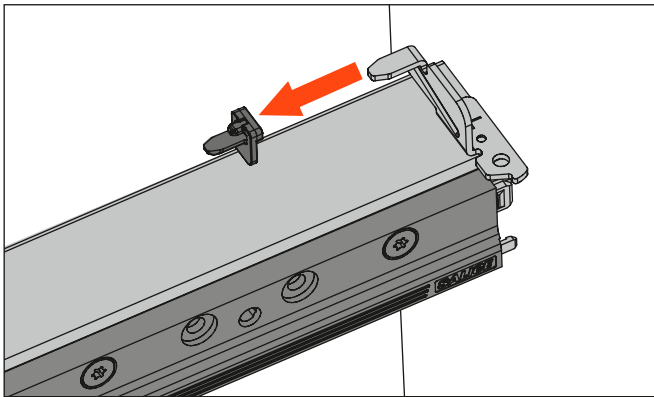
2.5 mm



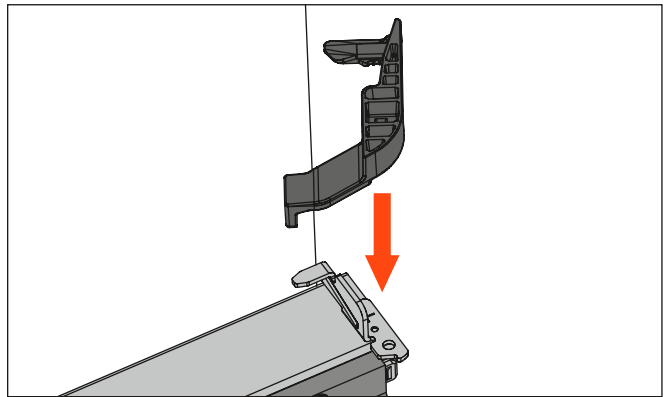
Assembly of tilt adjustment levers (optional)

For all Progressa and Progressa+ runners

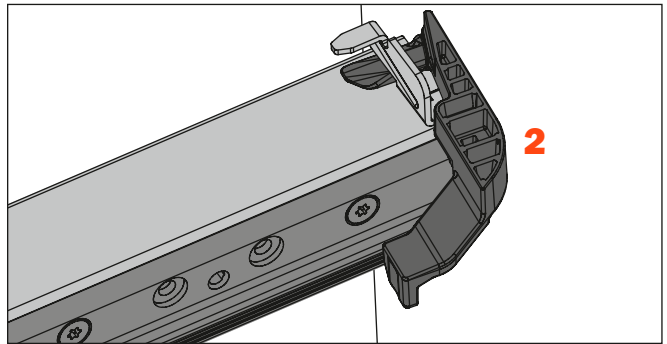
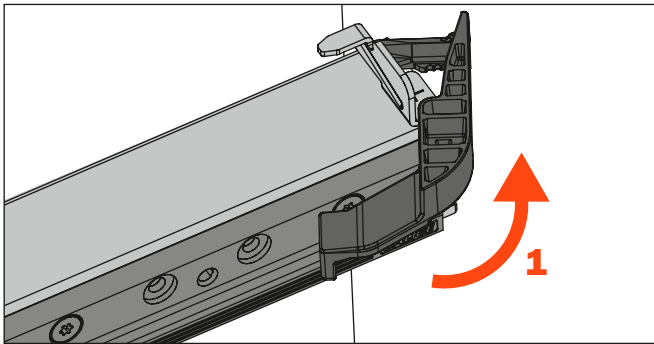
Pull out the drawer and remove the plastic insert, both right and left.



Insert the tilt adjustment levers **AGLRXX3F**, both right and left.



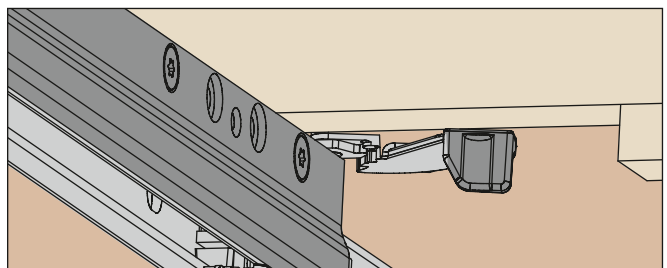
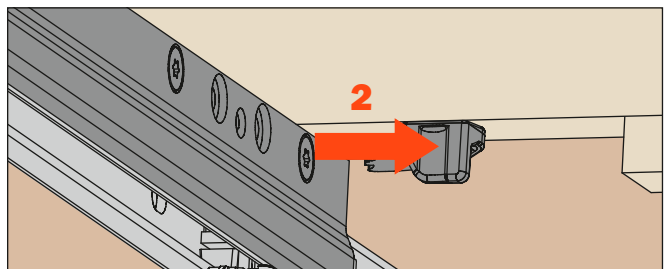
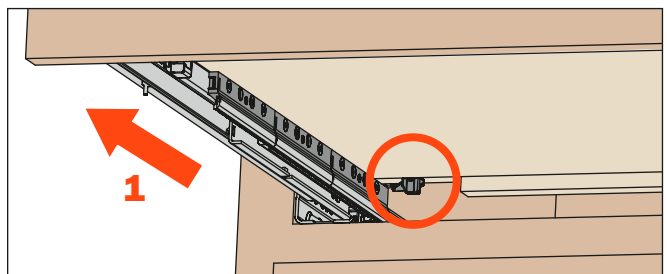
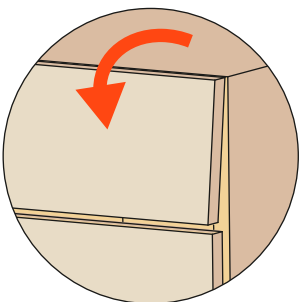

Rotate the lever to adjust.



Tilt adjustment + 3 mm

Open the drawer (1) and press the lever towards the back of the cabinet (2) to achieve the adjustment.

Maximum 3 mm rise of drawer back (tool free).



Drawer back preparation, see page 10.
AGLRXX3F tilt adjustment lever, see page 70.



Progressa Smove

Progressa - Full extension runner for 13 mm to 16 mm drawer material thickness
Smove

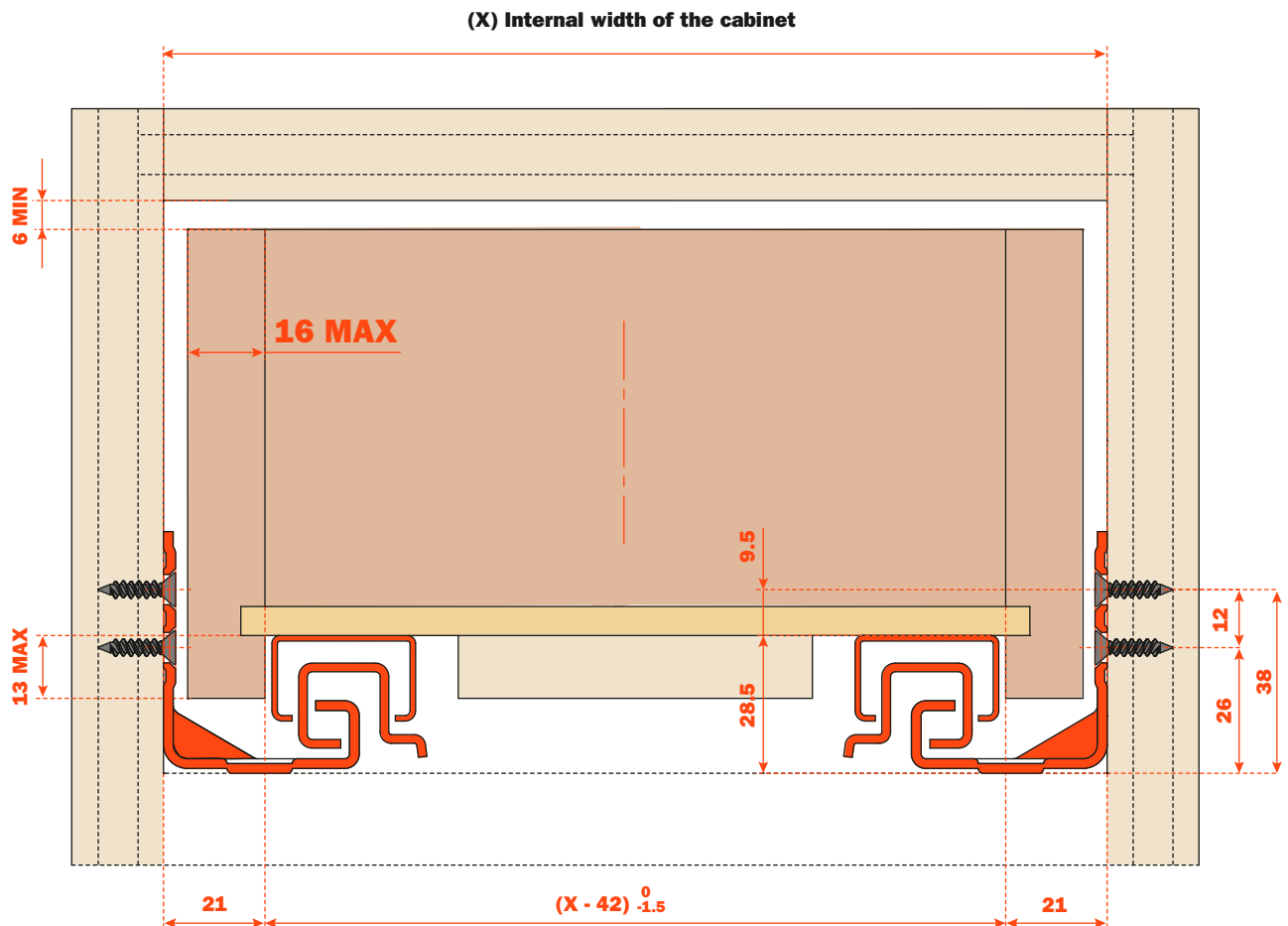


SMOVE: SOFT CLOSE MECHANISM FULLY INTEGRATED INTO THE DRAWER RUNNER

Product features

- 45 Kg Dynamic load capacity
- Available in lengths ranging from 350 mm to 550 mm in 50 mm increments
- Full extension with a synchronized mechanism
- Enhanced smooth soft closing action
- Elongated holes for depth and height adjustment
- Adjustable clips allow for easy drawer insertion and removal
- Tool free height adjustments + 2.5 mm
- Tool free depth adjustments +/- 3 mm
- Tool free side adjustments +/- 1.5 mm
- Optional tool free tilt adjustment +3 mm
- 13 mm to 16 mm drawer material thickness
- Compatible with Lineabox Easy drawers
- Finish: bright zinc-plated
- 100% Made in Italy


Dimensions



Part number




BASIC PART NUMBER	RUNNER LENGTH (LN) mm	MIN. DEPTH OF THE CABINET (PM) mm
G5E6S350XXF6	350	360
G5E6S400XXF6	400	410
G5E6S450XXF6	450	460
G5E6S500XXF6	500	510
G5E6S550XXF6	550	560



AFCGXX3B Right and left

PACKING
2 boxes = 100 pcs right and 100 pcs left



AFCEX56B Right and left

PACKING
2 boxes = 100 pcs right and 100 pcs left

Progressa - Full extension runner for 18-19 mm drawer material thickness
Smove

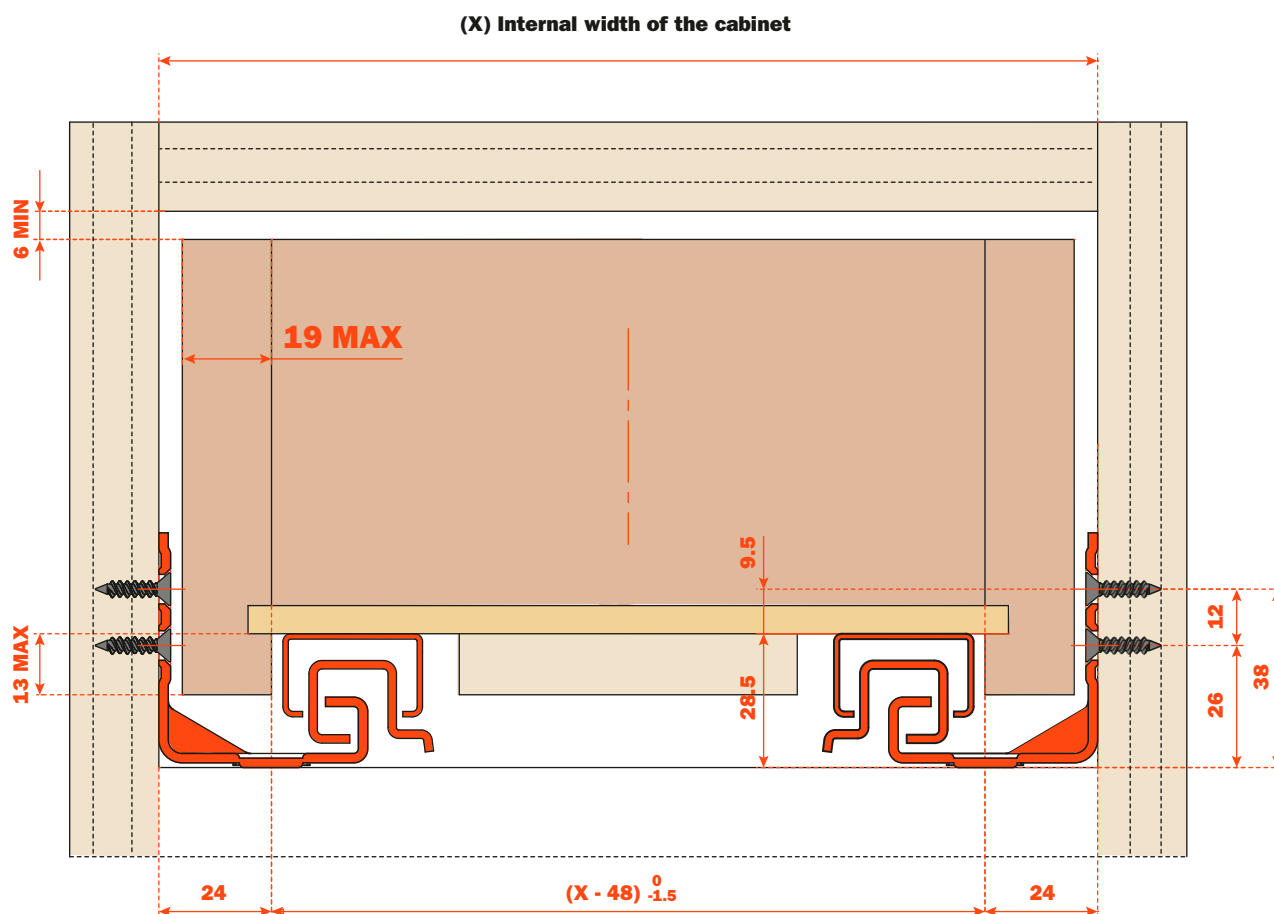


SMOVE: SOFT CLOSE MECHANISM FULLY INTEGRATED INTO THE DRAWER RUNNER

Product features

- 45 Kg Dynamic load capacity
- Available in lengths ranging from 350 mm to 550 mm in 50 mm increments
- Full extension with a synchronized mechanism
- Enhanced smooth soft closing action
- Elongated holes for depth and height adjustment
- Adjustable clips allow for easy drawer insertion and removal
- Tool free height adjustments + 2.5 mm
- Tool free depth adjustments +/- 3 mm
- Tool free side adjustments +/- 1.5 mm
- Optional tool free tilt adjustment +3 mm
- 18-19 mm drawer material thickness
- Compatible with Lineabox Easy drawers
- Finish: bright zinc-plated
- 100% Made in Italy


Dimensions



Part number




BASIC PART NUMBER	RUNNER LENGTH (LN) mm	MIN. DEPTH OF THE CABINET (PM) mm
G5E9S350XXF6	350	360
G5E9S400XXF6	400	410
G5E9S450XXF6	450	460
G5E9S500XXF6	500	510
G5E9S550XXF6	550	560



AFCGXX3B Right and left

PACKING
2 boxes = 100 pcs right and 100 pcs left



AFCEX56B Right and left

PACKING
2 boxes = 100 pcs right and 100 pcs left



Progressa Push to open

**Progressa - Full extension runner for 13 mm to 16 mm drawer material thickness
Push to open**

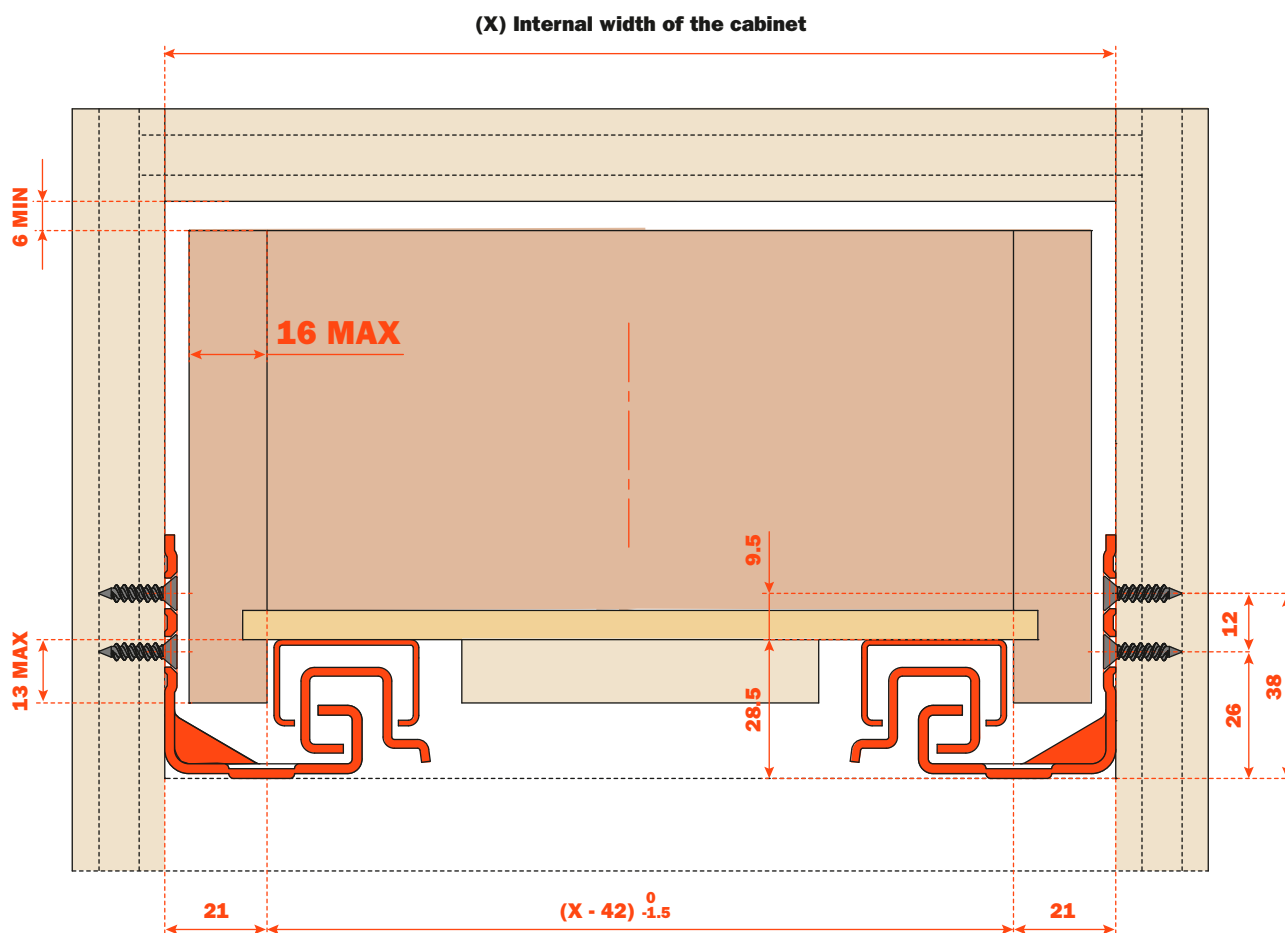


**PUSH: THE OPENING SYSTEM FOR HANDLE-LESS DRAWERS IS FULLY INTEGRATED IN THE RUNNER.
A SLIGHT PRESSURE OF THE DRAWER FRONT IS ENOUGH FOR THE DRAWER TO OPEN.**

Product features


- 45 kg Dynamic load capacity
- Available in the full range of lengths from 350 mm to 550 mm in 50 mm increments
- Full extension with a synchronized mechanism
- Integrated Push opening system
- Elongated holes for depth and height adjustment
- Adjustable clips allow for easy drawer insertion and removal
- The drawer is latched when closed
- Frameless or blocked out face frame applications
- Tool free height adjustments + 2.5 mm
- Tool free depth adjustments +/- 3 mm
- Tool free side adjustments +/- 1.5 mm
- Optional:
 - tool free tilt adjustment +3 mm
 - Push Synchronizer
- 13 mm to 16 mm drawer material thickness
- Compatible with Lineabox Easy drawers
- Finish: bright zinc-plated
- 100% Made in Italy

Dimensions





Part number



BASIC PART NUMBER	RUNNER LENGTH (LN) mm	MIN. DEPTH OF THE CABINET (PM) mm
G5E6P350XXF6	350	360
G5E6P400XXF6	400	410
G5E6P450XXF6	450	460
G5E6P500XXF6	500	510
G5E6P550XXF6	550	560



AFCGXX3B Right and left

PACKING
2 boxes = 100 pcs right and 100 pcs left

Progressa - Full extension runner for 18-19 mm drawer material thickness
Push to open

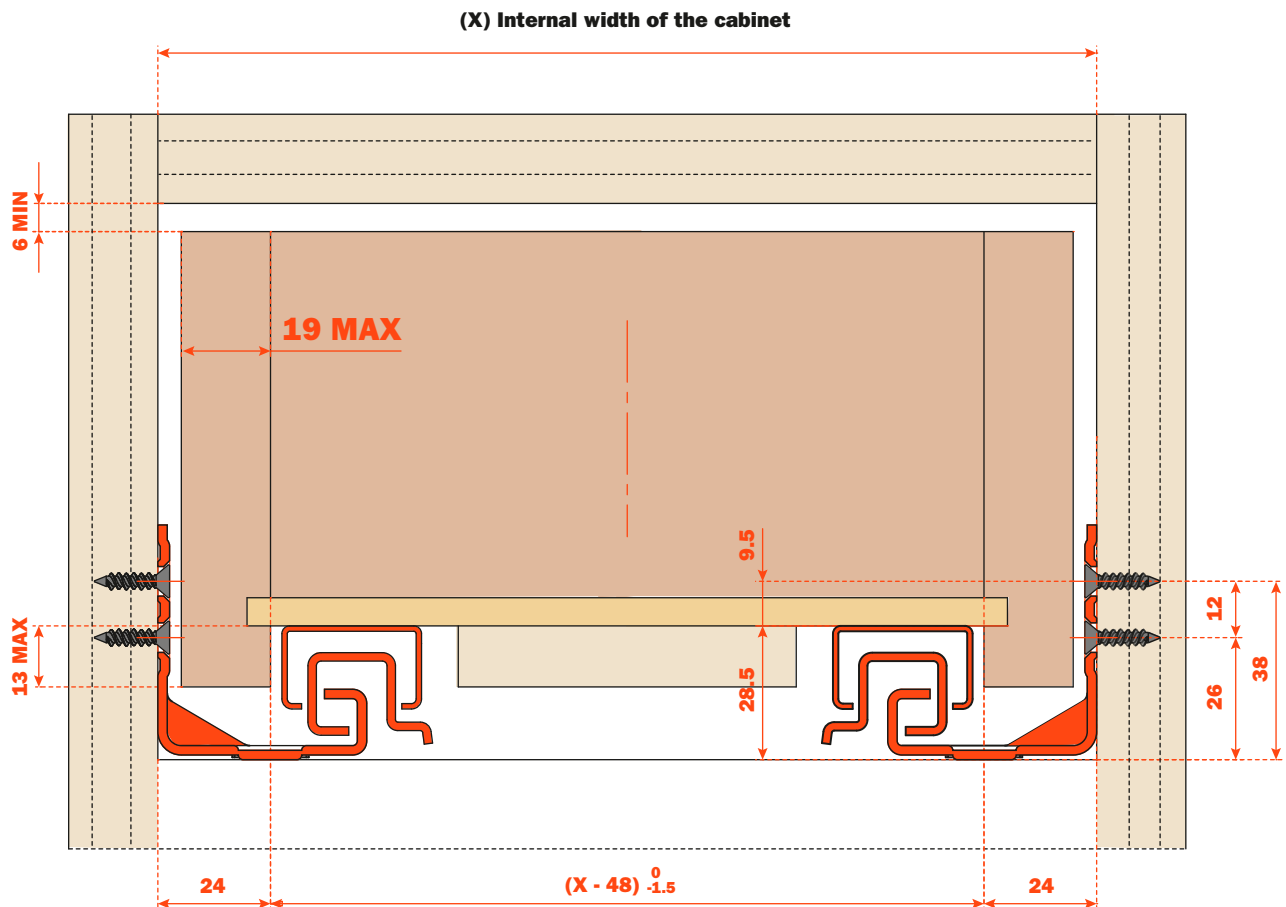


PUSH: THE OPENING SYSTEM FOR HANDLE-LESS DRAWERS IS FULLY INTEGRATED IN THE RUNNER.
A SLIGHT PRESSURE OF THE DRAWER FRONT IS ENOUGH FOR THE DRAWER TO OPEN.

Product features

- 45 kg Dynamic load capacity
- Available in the full range of lengths from 350 mm to 550 mm in 50 mm increments
- Full extension with a synchronized mechanism
- Integrated Push opening system
- Elongated holes for depth and height adjustment
- Adjustable clips allow for easy drawer insertion and removal
- The drawer is latched when closed
- Frameless or blocked out face frame applications
- Tool free height adjustments + 2.5 mm
- Tool free depth adjustments +/- 3 mm
- Tool free side adjustments +/- 1.5 mm
- Optional:
 - tool free tilt adjustment +3 mm
 - Push Synchronizer
- 18-19 mm drawer material thickness
- Compatible with Lineabox Easy drawers
- Finish: bright zinc-plated
- 100% Made in Italy

Dimensions





Part number



BASIC PART NUMBER	RUNNER LENGTH (LN) mm	MIN. DEPTH OF THE CABINET (PM) mm
G5E9P350XXF6	350	360
G5E9P400XXF6	400	410
G5E9P450XXF6	450	460
G5E9P500XXF6	500	510
G5E9P550XXF6	550	560



AFCGXX3B Right and left

PACKING
2 boxes = 100 pcs right and 100 pcs left



Progressa+
Smove

Progressa+ - Full extension runner for 13 mm to 16 mm drawer material thickness
Smove

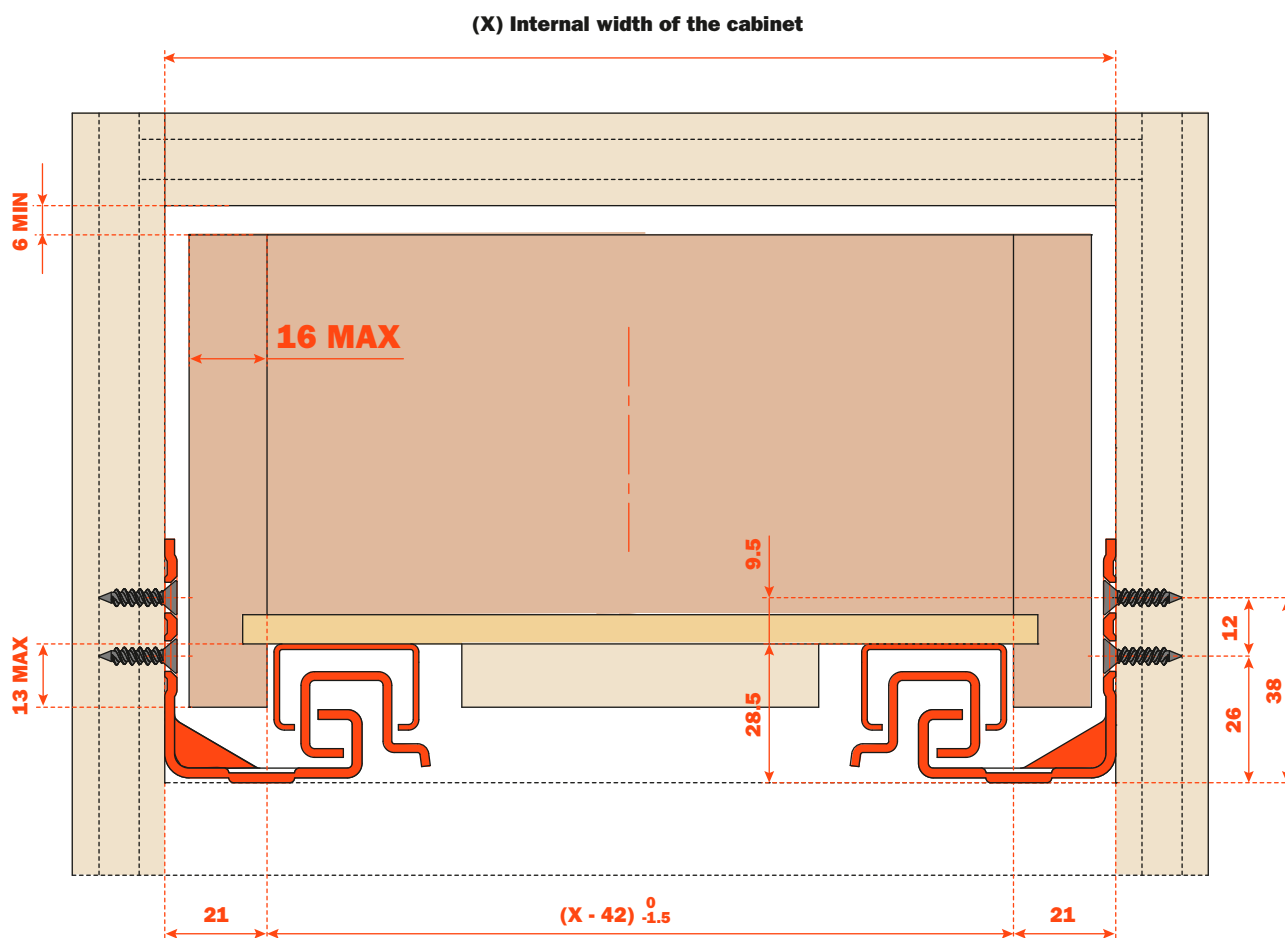


SMOVE: SOFT CLOSE MECHANISM FULLY INTEGRATED INTO THE DRAWER RUNNER


Product features

- 70 kg Dynamic load capacity
- Available in the full range of lengths from 350 mm to 750 mm in 50 mm increments
- Full extension with a synchronized mechanism
- Enhanced smooth soft closing action
- Elongated holes for depth and height adjustment
- Adjustable clips allow for easy drawer insertion and removal
- Tool free height adjustments + 2.5 mm
- Tool free depth adjustments +/- 3 mm
- Tool free side adjustments +/- 1.5 mm
- Optional tool free tilt adjustment +3 mm
- 13 mm to 16 mm drawer material thickness
- Compatible with Lineabox Easy drawers
- Finish: bright zinc-plated
- 100% Made in Italy


Dimensions



Part number




BASIC PART NUMBER	RUNNER LENGTH (LN) mm	MIN. DEPTH OF THE CABINET (PM) mm
G7E6S350XXF6	350	360
G7E6S400XXF6	400	410
G7E6S450XXF6	450	460
G7E6S500XXF6	500	510
G7E6S550XXF6	550	560
G7E6S600XXF2	600	610
G7E6S650XXF2	650	660
G7E6S700XXF2	700	710
G7E6S750XXF2	750	760



AFCGX3B Right and left

PACKING
2 boxes = 100 pcs right and 100 pcs left



AFCEX56B Right and left

PACKING
2 boxes = 100 pcs right and 100 pcs left

Progressa+ - Full extension runner for 18-19 mm drawer material thickness
Smove

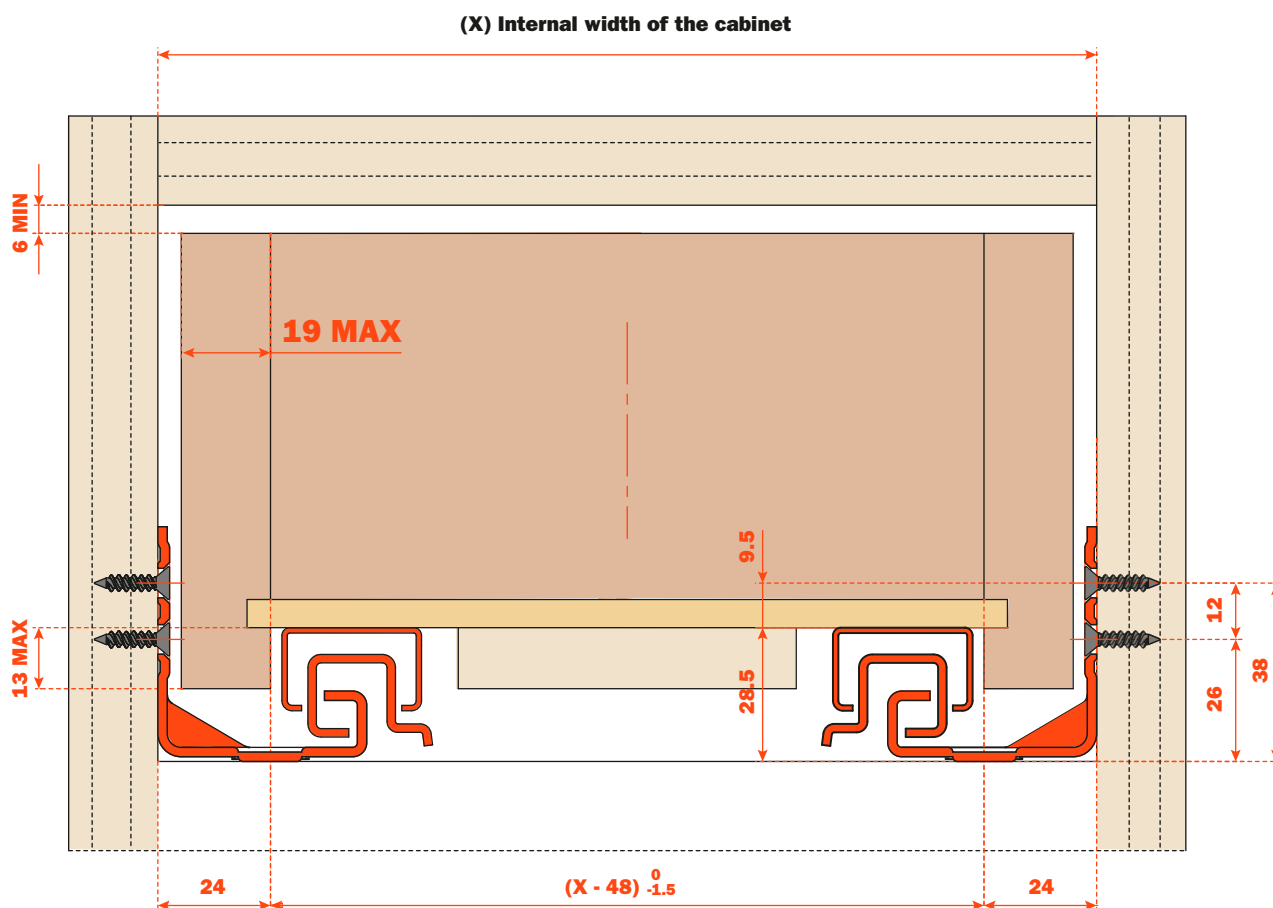


SMOVE: SOFT CLOSE MECHANISM FULLY INTEGRATED INTO THE DRAWER RUNNER


Product features

- 70 kg Dynamic load capacity
- Available in the full range of lengths from 350 mm to 750 mm in 50 mm increments
- Full extension with a synchronized mechanism
- Enhanced smooth soft closing action
- Elongated holes for depth and height adjustment
- Adjustable clips allow for easy drawer insertion and removal
- Tool free height adjustments + 2.5 mm
- Tool free depth adjustments +/- 3 mm
- Tool free side adjustments +/- 1.5 mm
- Optional tool free tilt adjustment +3 mm
- 18-19 mm drawer material thickness
- Compatible with Lineabox Easy drawers
- Finish: bright zinc-plated
- 100% Made in Italy


Dimensions



Part number




BASIC PART NUMBER	RUNNER LENGTH (LN) mm	MIN. DEPTH OF THE CABINET (PM) mm
G7E9S350XXF6	350	360
G7E9S400XXF6	400	410
G7E9S450XXF6	450	460
G7E9S500XXF6	500	510
G7E9S550XXF6	550	560
G7E9S600XXF2	600	610
G7E9S650XXF2	650	660
G7E9S700XXF2	700	710
G7E9S750XXF2	750	760



AFCGX3B Right and left

PACKING
2 boxes = 100 pcs right and 100 pcs left



AFCEX56B Right and left

PACKING
2 boxes = 100 pcs right and 100 pcs left



Progressa+
Push to open

Progressa+ - Full extension runner for 13 mm to 16 mm drawer material thickness
Push to open

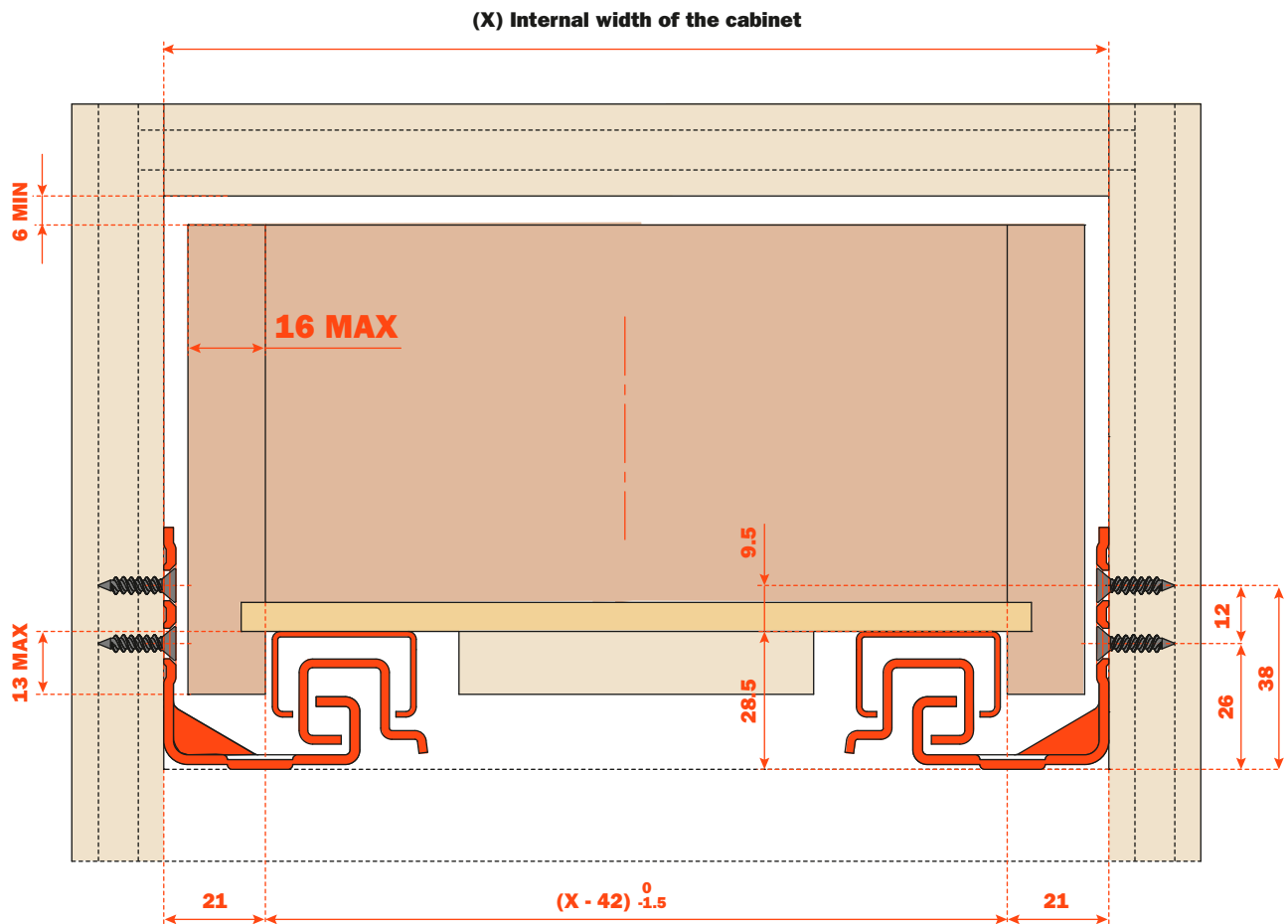


**PUSH: THE OPENING SYSTEM FOR HANDLE-LESS DRAWERS IS FULLY INTEGRATED IN THE RUNNER.
 A SLIGHT PRESSURE OF THE DRAWER FRONT IS ENOUGH FOR THE DRAWER TO OPEN.**

Product features


- 70 kg Dynamic load capacity
- Available in the full range of lengths from 350 mm to 750 mm in 50 mm increments
- Full extension with a synchronized mechanism
- Integrated Push opening system
- Elongated holes for depth and height adjustment
- Adjustable clips allow for easy drawer insertion and removal
- The drawer is latched when closed
- Frameless or blocked out face frame applications
- Tool free height adjustments + 2.5 mm
- Tool free depth adjustments +/- 3 mm
- Tool free side adjustments +/- 1.5 mm
- Optional:
 - tool free tilt adjustment +3 mm
 - Push Synchronizer
- 13 mm to 16 mm drawer material thickness
- Compatible with Lineabox Easy drawers
- Finish: bright zinc-plated
- 100% Made in Italy

Dimensions






Part number



BASIC PART NUMBER	RUNNER LENGTH (LN) mm	MIN. DEPTH OF THE CABINET (PM) mm
G7E6P350XXF6	350	360
G7E6P400XXF6	400	410
G7E6P450XXF6	450	460
G7E6P500XXF6	500	510
G7E6P550XXF6	550	560
G7E6P600XXF2	600	610
G7E6P650XXF2	650	660
G7E6P700XXF2	700	710
G7E6P750XXF2	750	760



AFCGX3B Right and left

PACKING
2 boxes = 100 pcs right and 100 pcs left

Progressa+ - Full extension runner for 18-19 mm drawer material thickness
Push to open

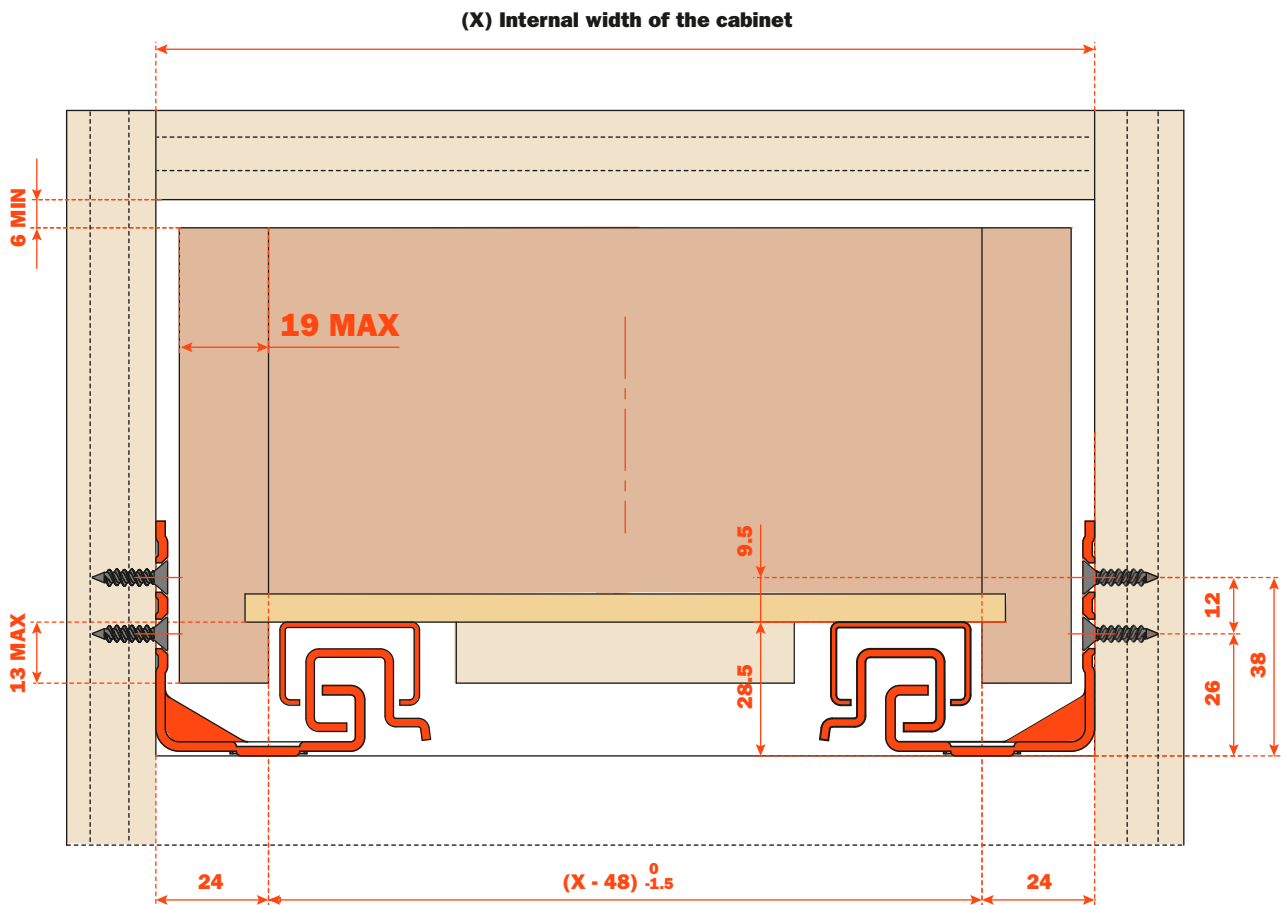


PUSH: THE OPENING SYSTEM FOR HANDLE-LESS DRAWERS IS FULLY INTEGRATED IN THE RUNNER.
A SLIGHT PRESSURE OF THE DRAWER FRONT IS ENOUGH FOR THE DRAWER TO OPEN.

Product features


- 70 kg Dynamic load capacity
- Available in the full range of lengths from 350 mm to 750 mm in 50 mm increments
- Full extension with a synchronized mechanism
- Integrated Push opening system
- Elongated holes for depth and height adjustment
- Adjustable clips allow for easy drawer insertion and removal
- The drawer is latched when closed
- Frameless or blocked out face frame applications
- Tool free height adjustments + 2.5 mm
- Tool free depth adjustments +/- 3 mm
- Tool free side adjustments +/- 1.5 mm
- Optional:
 - tool free tilt adjustment +3 mm
 - Push Synchronizer
- 18-19 mm drawer material thickness
- Compatible with Lineabox Easy drawers
- Finish: bright zinc-plated
- 100% Made in Italy

Dimensions





Part number



BASIC PART NUMBER	RUNNER LENGTH (LN) mm	MIN. DEPTH OF THE CABINET (PM) mm
G7E9P350XXF6	350	360
G7E9P400XXF6	400	410
G7E9P450XXF6	450	460
G7E9P500XXF6	500	510
G7E9P550XXF6	550	560
G7E9P600XXF2	600	610
G7E9P650XXF2	650	660
G7E9P700XXF2	700	710
G7E9P750XXF2	750	760



AFCGX3B Right and left

PACKING
2 boxes = 100 pcs right and 100 pcs left



Progressa+ Shelf Smove

Progressa+ - Concealed undermount Shelf runner - Full-extension Shelf Smove

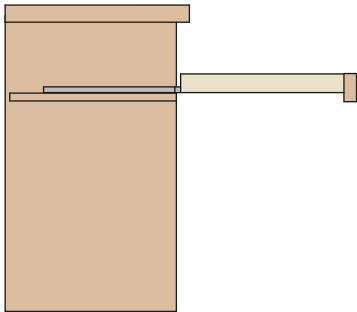


Full-extension runner attached to the shelf by clips.

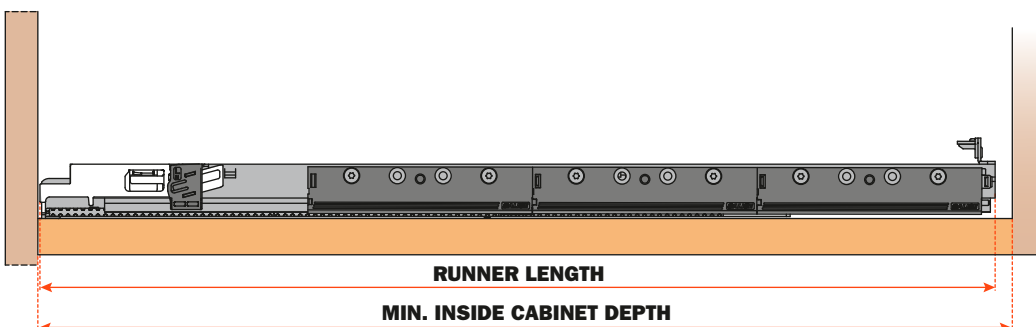
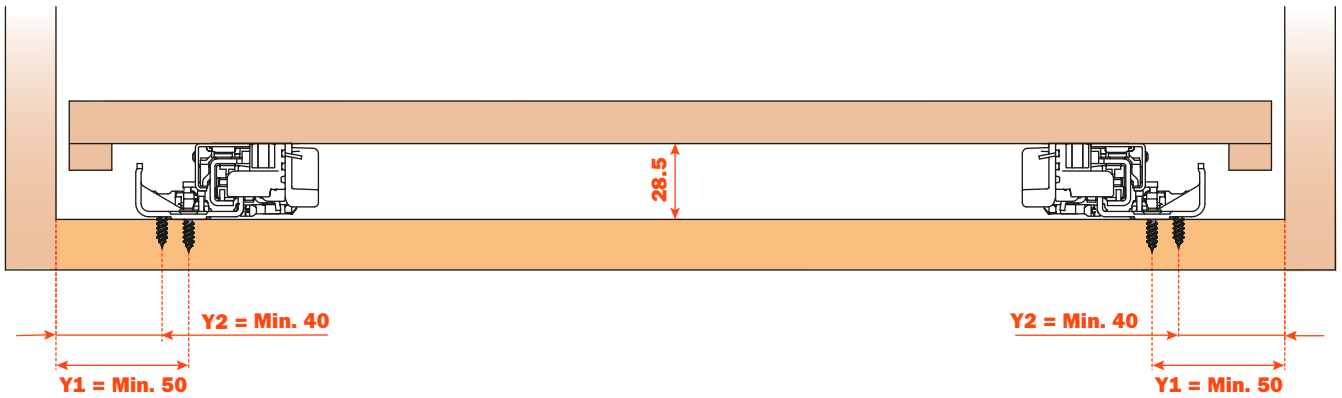
Smove: soft closing mechanism, fully integrated into the drawer runner.

Product features

- 50 kg Dynamic load capacity
- Full extension with a synchronized mechanism
- Available in lengths ranging from 350 mm to 500 mm in 50 mm increments
- Enhanced smooth soft closing action
- Safety system that prevents the shelves from turning over
- Tool free height adjustments +2.5 mm
- Tool free depth adjustments +/- 3 mm
- Tool free side adjustments +/- 1.5 mm
- Finish: bright zinc-plated
- 100% Made in Italy





Dimensions



Part number



BASIC PART NUMBER	RUNNER LENGTH (LN) mm	MIN. DEPTH OF THE CABINET (PM) mm
G7E6R350XXF6	350	360
G7E6R400XXF6	400	410
G7E6R450XXF6	450	460
G7E6R500XXF6	500	510



AFGXX3B Right and left

PACKING
2 boxes = 100 pcs right and 100 pcs left



AFCEX56B Right and left

PACKING
2 boxes = 100 pcs right and 100 pcs left



Progressa+ Shelf Push to open

**Progressa+ - Concealed undermount Shelf runner - Full-extension
Shelf Push to open**

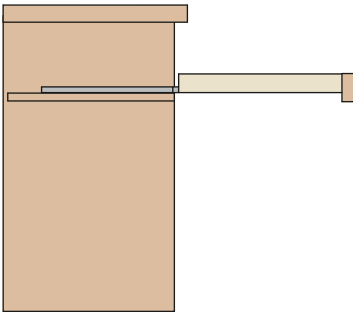


Full-extension runner attached to the shelf by clips.

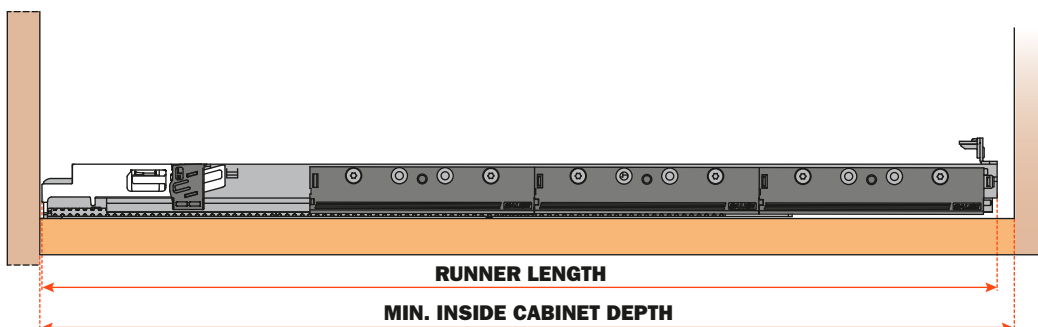
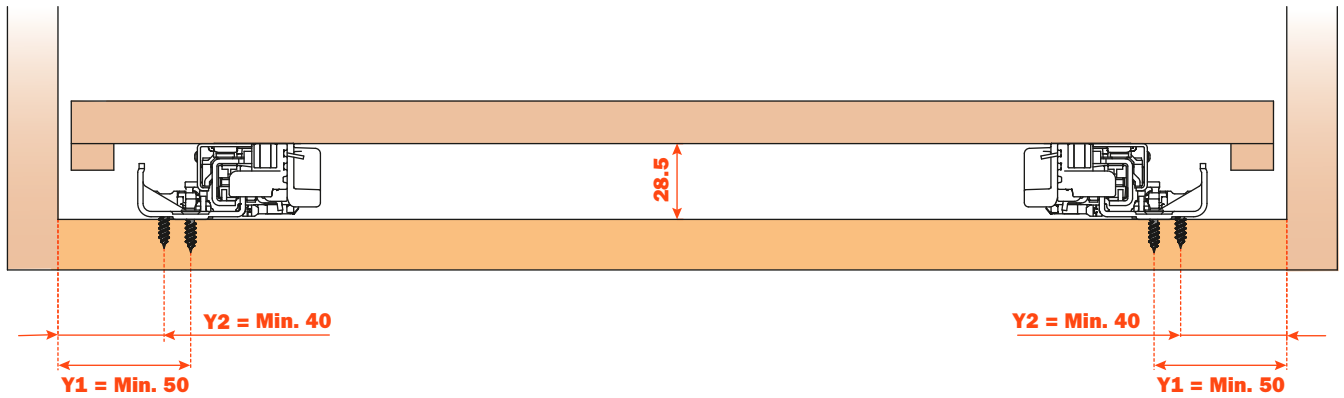
Push: the opening system for handle-less drawers is fully integrated in the runner. A slight pressure of the drawer front is enough for the drawer to open.

Product features

- 50 kg Dynamic load capacity
- Full extension with a synchronized mechanism
- Available in lengths ranging from 350 mm to 500 mm in 50 mm increments
- Integrated Push opening system
- Safety system that prevents the shelves from turning over
- Tool free height adjustments +2.5 mm
- Tool free depth adjustments +/- 3 mm
- Tool free side adjustments +/- 1.5 mm
- Optional: Push Synchronizer
- The shelf is held in the closed position
- Finish: bright zinc-plated
- 100% Made in Italy



Dimensions





Part number




BASIC PART NUMBER	RUNNER LENGTH (LN) mm	MIN. DEPTH OF THE CABINET (PM) mm
G7E6Q350XXF6	350	360
G7E6Q400XXF6	400	410
G7E6Q450XXF6	450	460
G7E6Q500XXF6	500	510



AFGXX3B Right and left

PACKING
2 boxes = 100 pcs right and 100 pcs left



Accessories

Progressa Push Synchronizer bar

The synchronization system for **Progressa Push**, **Progressa+ Push** and **Progressa+ Shelf Push** runners has been developed to ensure that wider drawers can be opened with minimum effort, regardless of where pressure is applied.

The system links the two runners, which then become a single element; applying pressure on any part of the drawer front (even at the extremities), is sufficient for the Push devices to release and consequently for the drawer to open.

The synchronization can be used with any drawer width; its functionality is at its best with drawers wider than 800 mm.

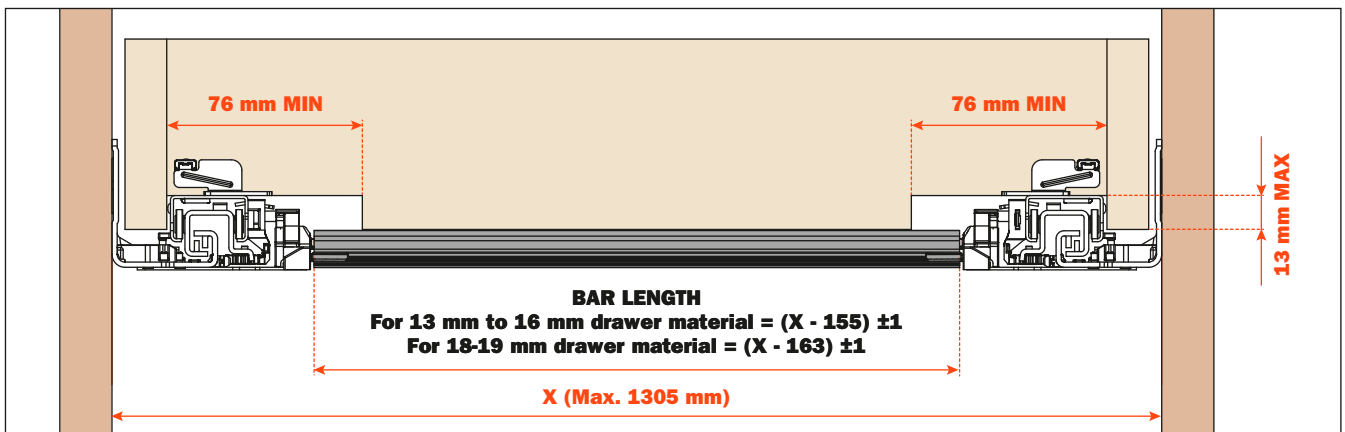
PRODUCT FEATURES:

- smooth and progressive running action
- runner load capacity remains unchanged
- available on any **Progressa Push**, **Progressa+ Push** and **Progressa+ Shelf Push** drawer length
- minimum opening (X) = 280 mm
- maximum opening (X) = 1305 mm
- bar length = 1150 cut to size



Technical information - Formula for cutting the bar to length

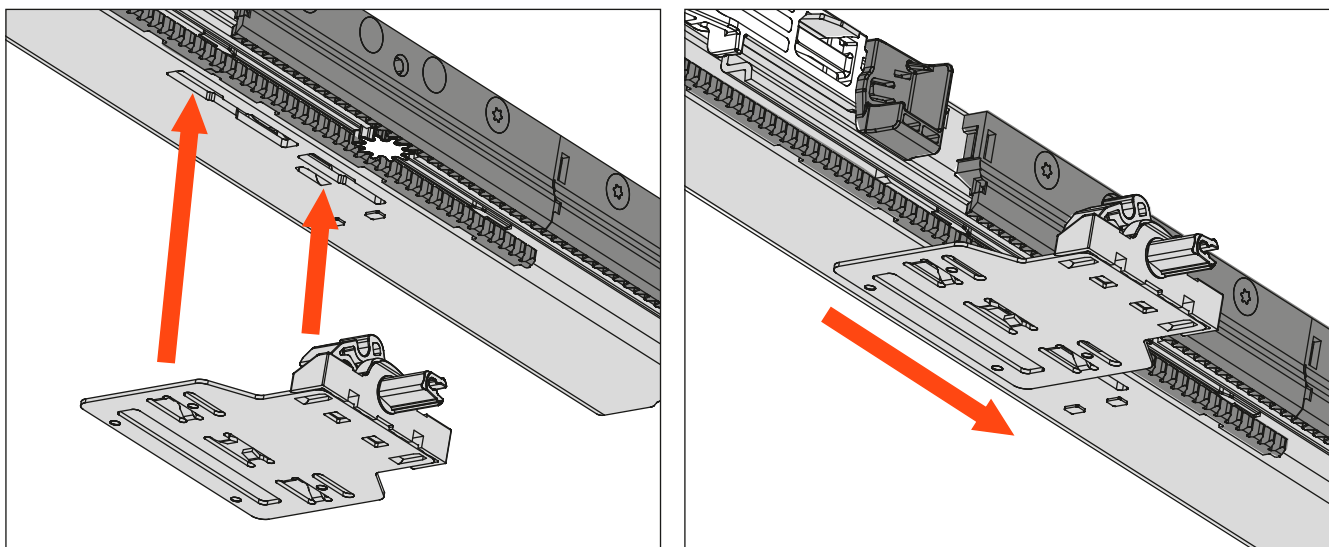
The assembly of the synchronizer requires a minimum 76 mm notch in the rear of the drawer



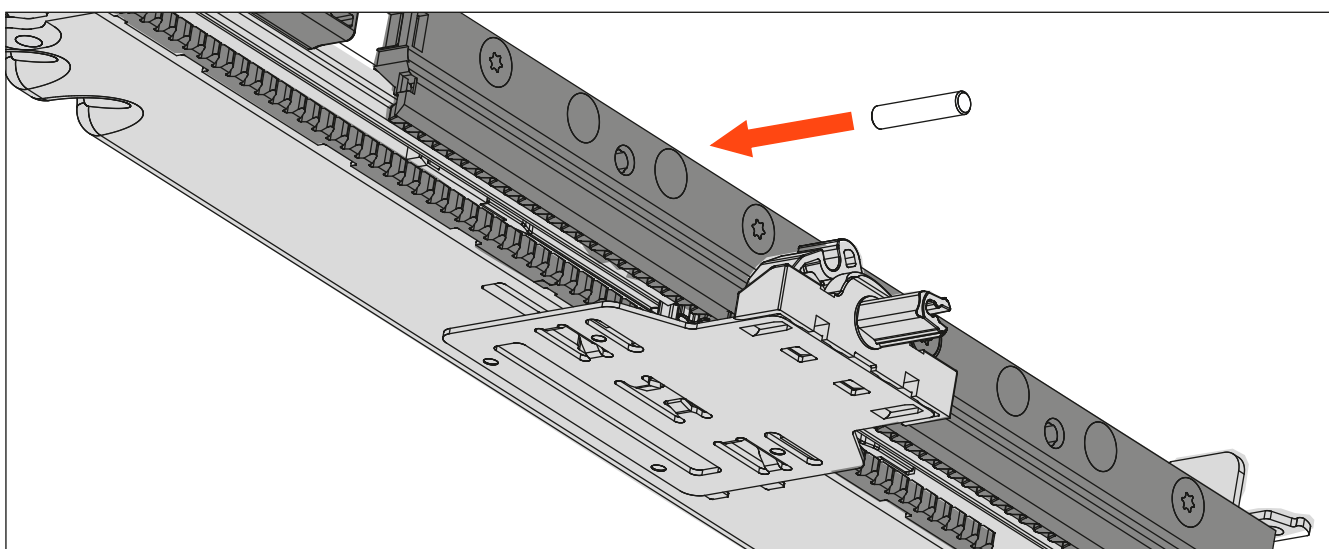
X = Internal width of the cabinet

Assembly instructions


Insert and slide the carrier plates into position on the runners in the direction indicated by the arrows



Fitting the driver pins to the runners

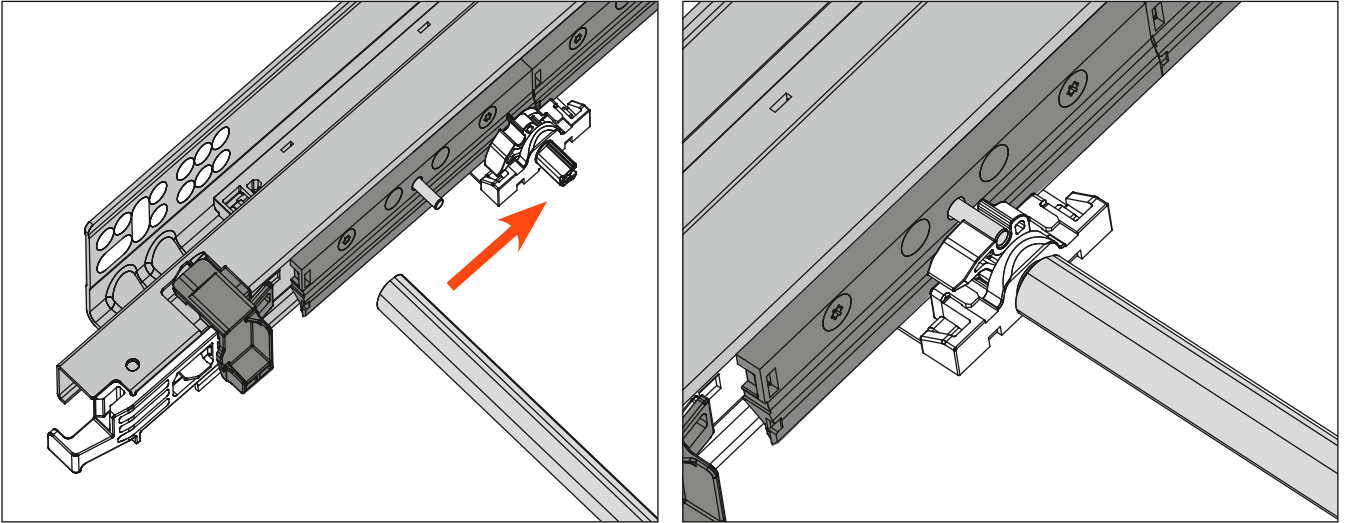


Cut the synchronizer bar to length

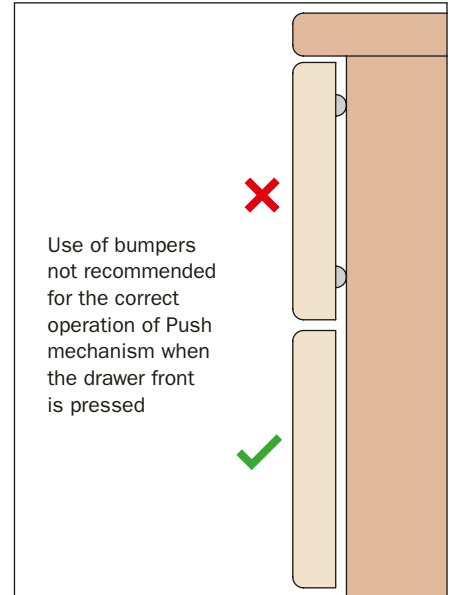


Progressa Push synchronizer bar - Assembly instructions

Fix the bar to the plates and insert the drawer



Applying pressure on any part of the drawer front is sufficient for the drawer to open



Packing

SINGLE KIT PACKING

APKF7X51150

PACKING

1 box = 20 single kits


1 KIT CONTAINS:

- 1 stabilizer bar
- 2 driver pins
- 1 right carrier plate and 1 left carrier plate




Drilling templates for drawers - For all Progressa, Progressa+ and Progressa+ Shelf runners

Pre-drilling for the clips reduces the possibility of splitting the wood, thus assuring the correct and level installation of the clips.
The correct and level mounting assures a smooth assembly and operation of the drawer runner.



Front locking device
AFCGXX3B
Right and left

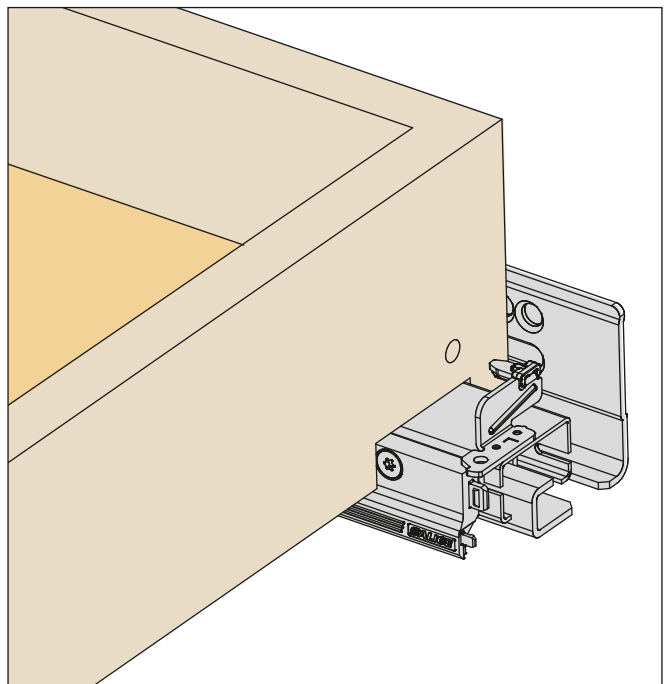
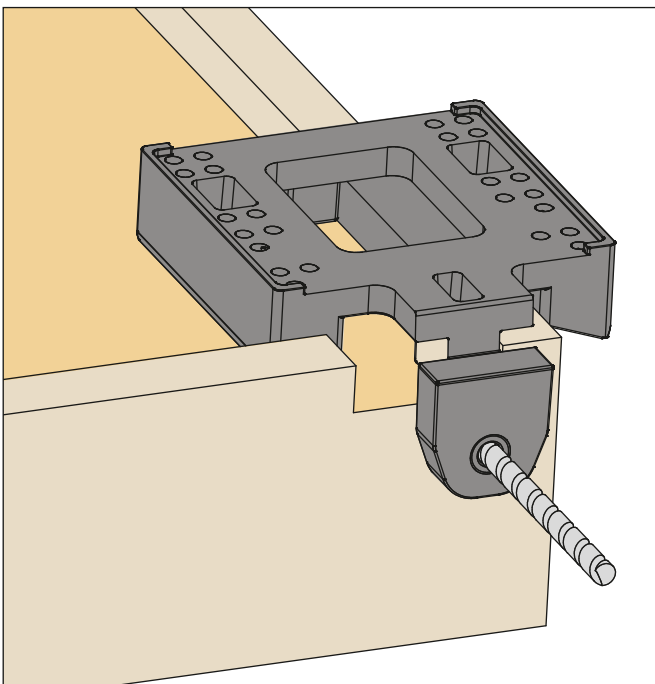


Drilling template
ASGD704U3XA

PACKING
1 box = 1 pc.

Back drilling for hook

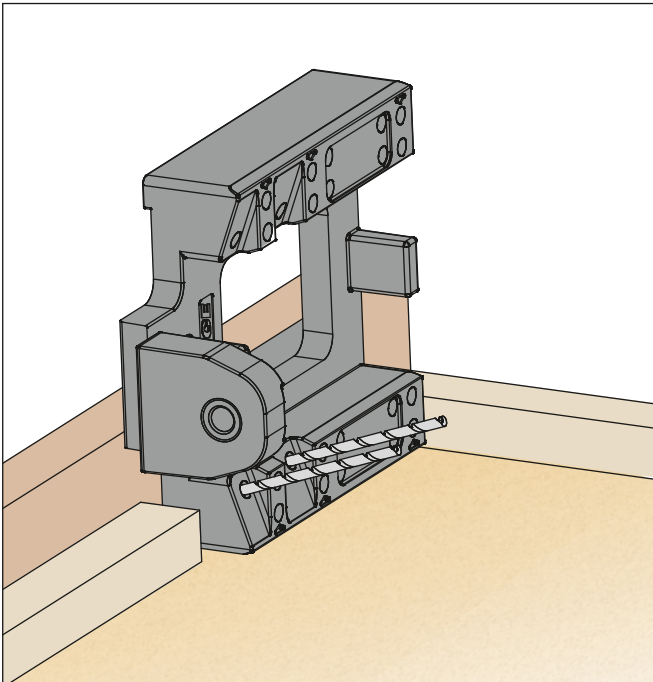
Pre-bore for rear hook for proper alignment and depth (min. depth = 10 mm)




Use a \varnothing 6 mm drill bit
Technical information, see page 10.

Drilling templates for drawers

Pre-drilling \varnothing 2.5 mm, to assemble the clips to the front of the drawer

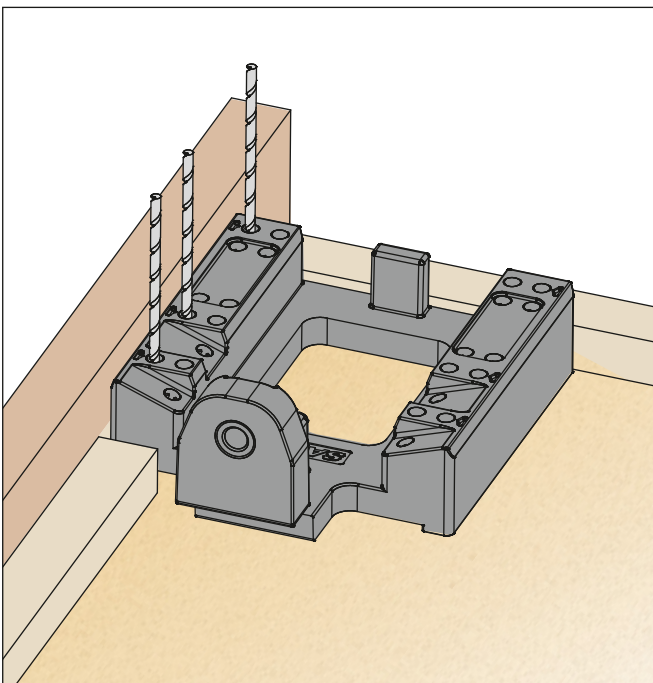


Use a \varnothing 2.5 mm drill bit

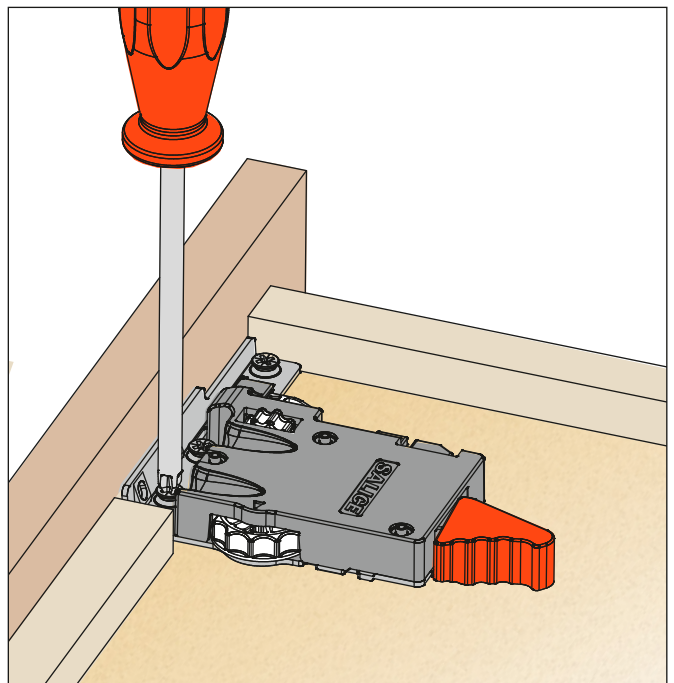


The use of \varnothing 4 x 16 mm screws is recommended for a correct operation of the clips

Pre-drilling \varnothing 2.5 mm, to assemble the clips to the drawer bottom




Use a \varnothing 2.5 mm drill bit




Drilling templates for drawers - For all Progressa, Progressa+ and Progressa+ Shelf runners

Pre-drilling for the clips reduces the possibility of splitting the wood, thus assuring the correct and level installation of the clips.
The correct and level mounting assures a smooth assembly and operation of the drawer runner.



Front locking device
AFCEX56B
Right and left

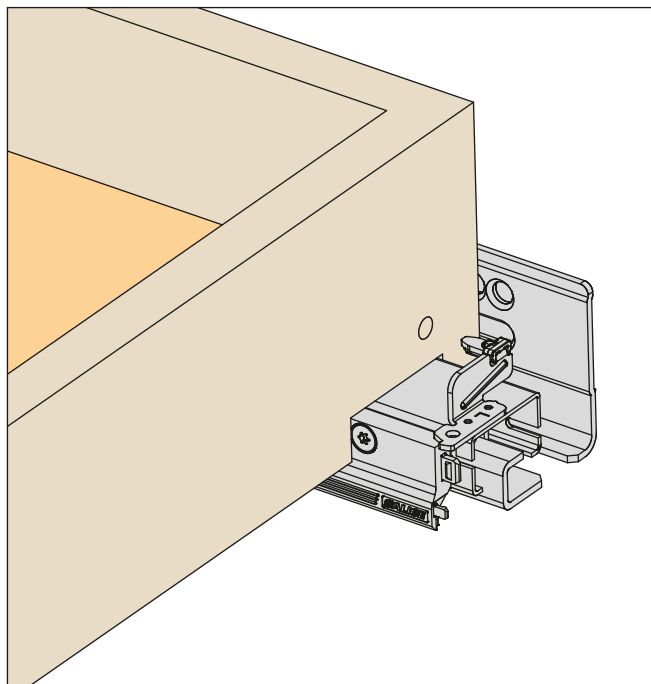
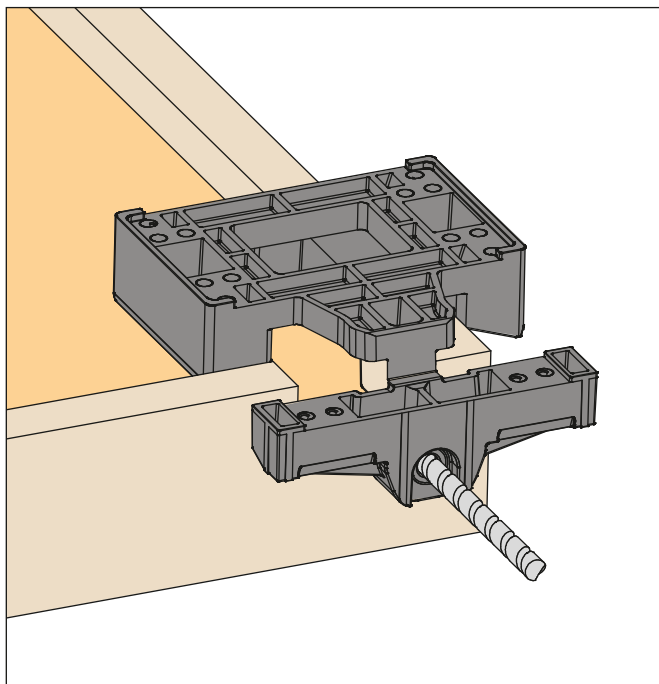


Drilling template
ASGD504U6XA

PACKING
1 box = 1 pc.

Back drilling for hook

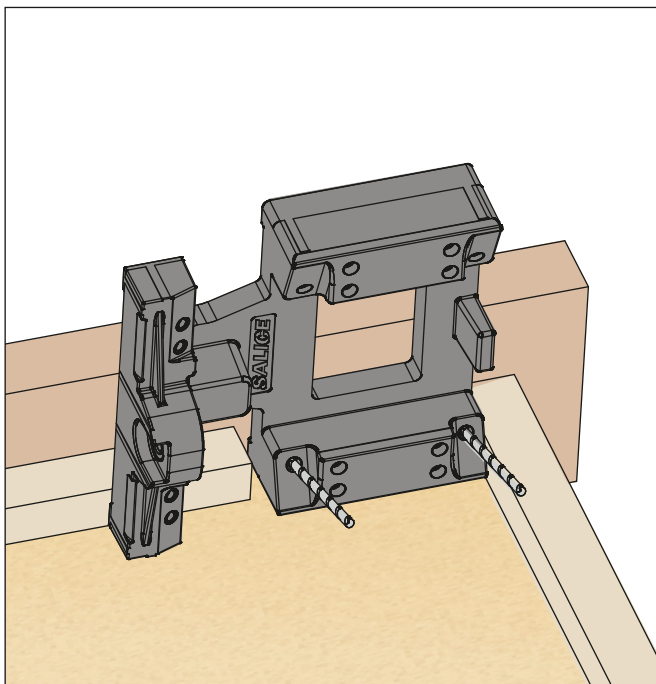
Pre-bore for rear hook for proper alignment and depth (min. depth = 10 mm)



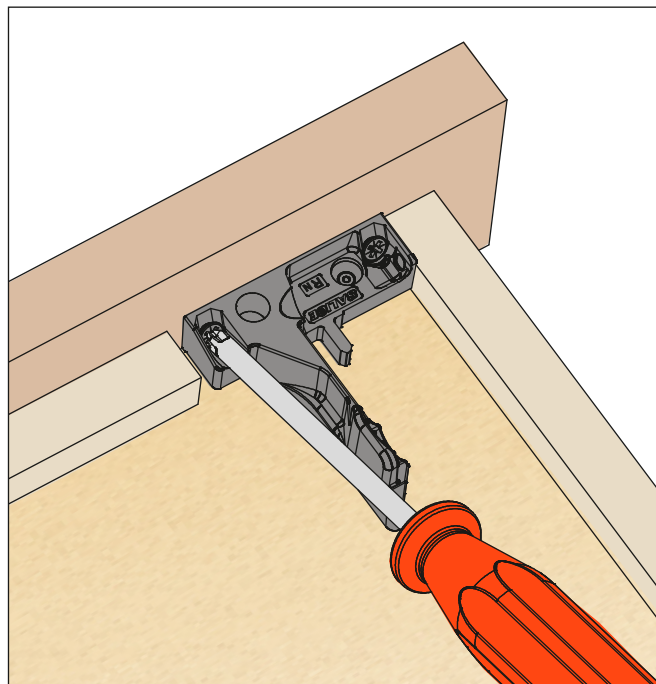
Use a \varnothing 6 mm drill bit
Technical information, see page 10.

Drilling templates for drawers

Fixing the clip on the drawer member

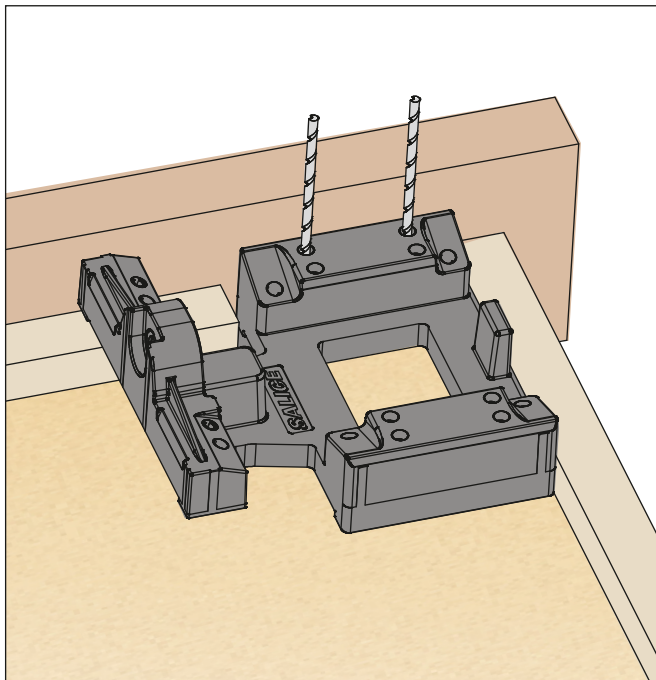


Use a \varnothing 2.5 mm drill bit

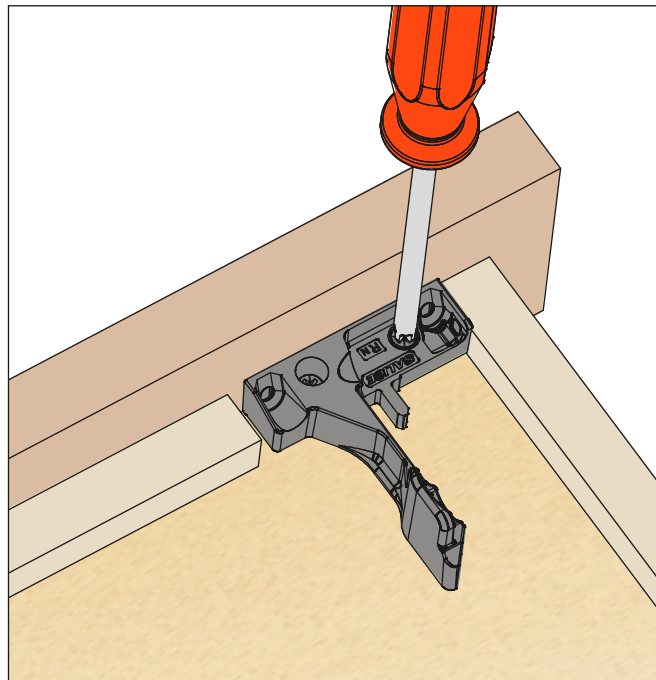


The use of \varnothing 4 x 16 mm screws is recommended for a correct operation of the clips

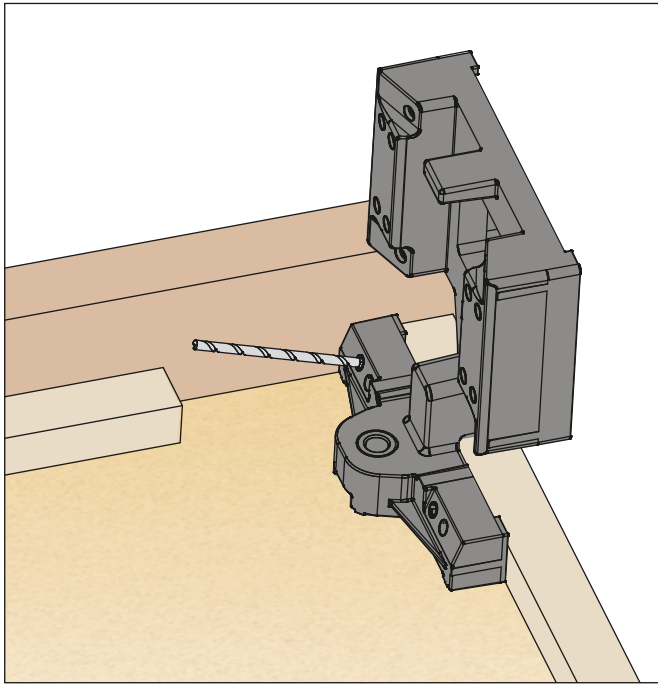
Vertical drilling for clips, fixing on the bottom



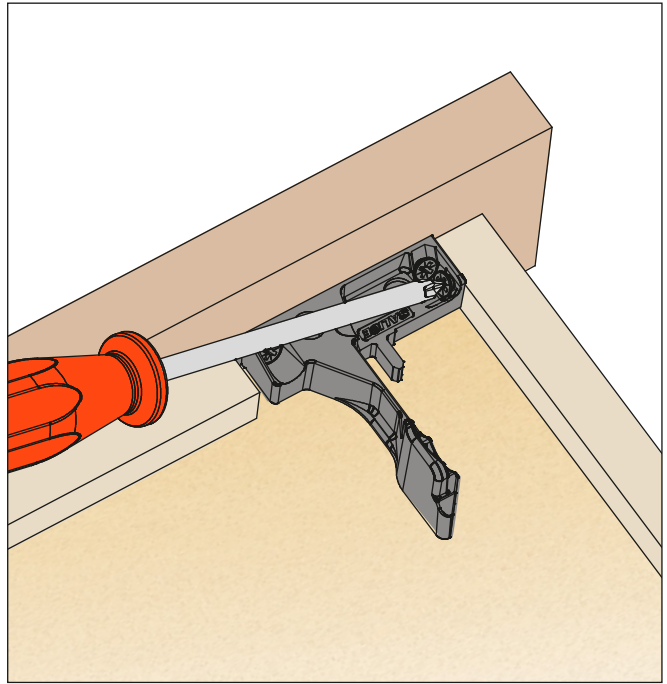
Use a \varnothing 2.5 mm drill bit



Optional lateral fixing




Use a \varnothing 2.5 mm drill bit



The use of \varnothing 4 x 16 mm screws is recommended for a correct operation of the clips

Tilt adjustment lever - For all Progressa and Progressa+ runners




AGLRXX3F

PACKING

1 box = 12 pcs right / 12 pcs left

Technical information, see page 27.

Spacer for 12 and 13 mm drawer sub-fronts - For all Progressa and Progressa+ runners



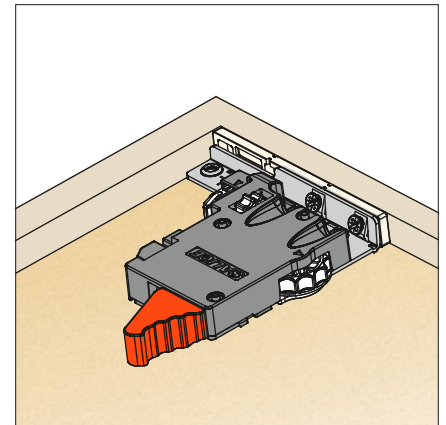
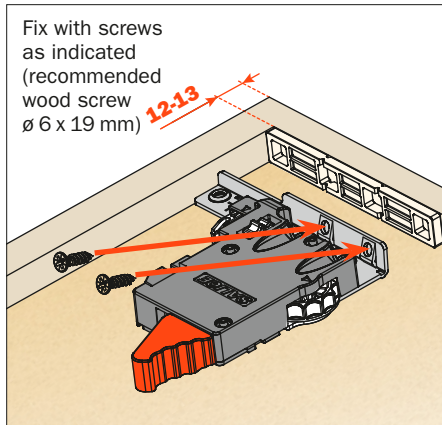
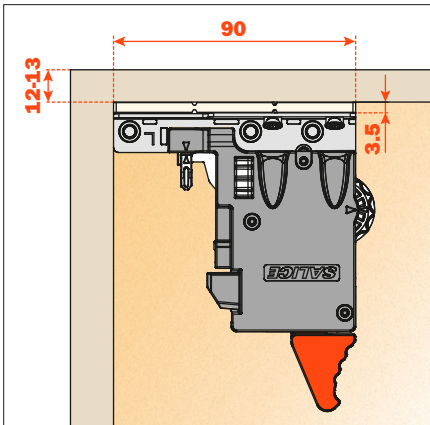
AFSFXXB

For drawer sides with sub-fronts between 12 and 13 mm, we recommend the use of the build-up spacer

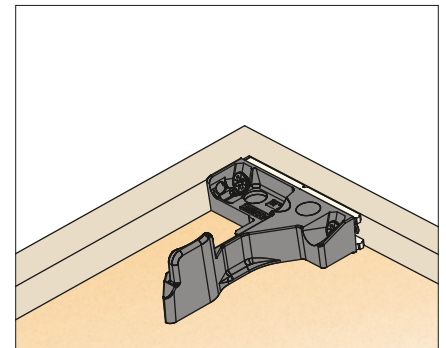
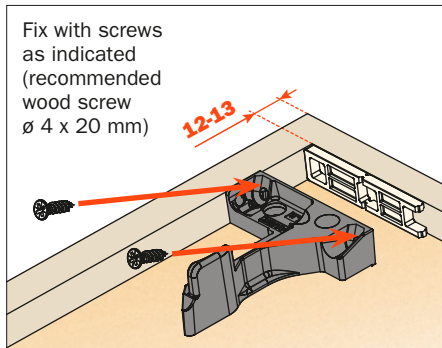
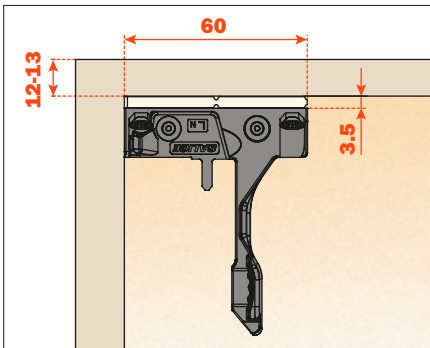
PACKING

1 box = 100 pcs

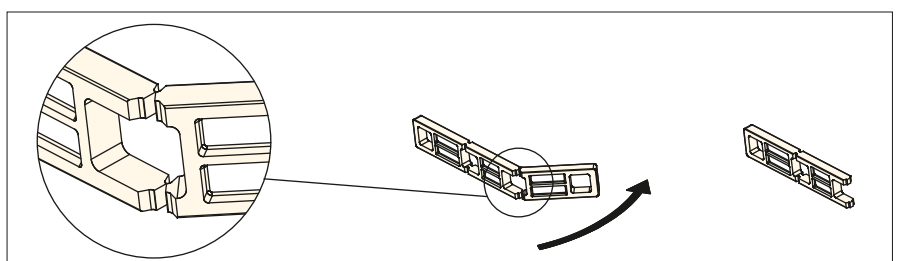
To be used with **AFCGXX3B** front locking device (right and left)



To be used with **AFCGX56B** front locking device (right and left)



Spacer can be fit to any size by breaking tabs



Accessories - For Progressa+ Shelf runners

Rear-fixed bracket and magnet - Lock-open function for runners and drawers



AROSXXY

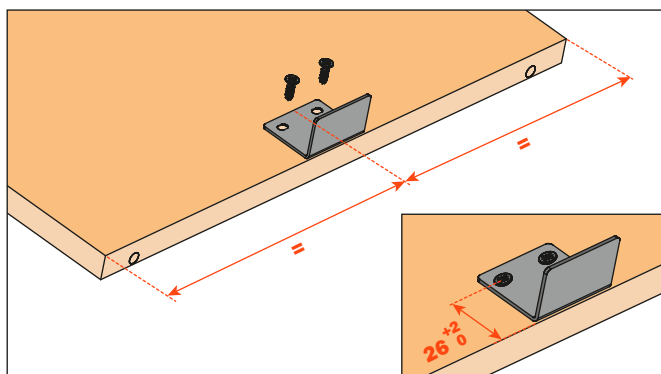
The shelf is held at the maximum opening position by means of a rear-fixed bracket and a magnet.

PACKING

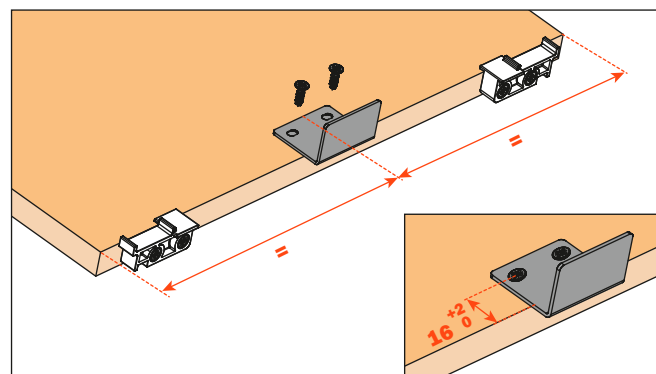
1 box = 20 magnets, 20 brackets.
Screws included.

Assembly instructions

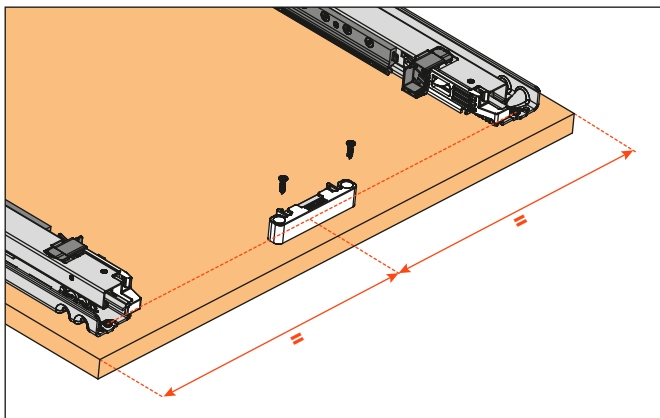
1 A) Fix the bracket, aligned with the back of the shelf.



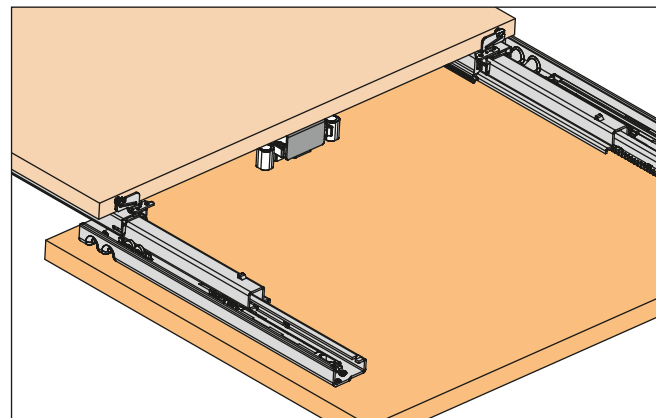
1 B) Fix the bracket to the shelf with the rear hook support. The bracket needs to be aligned to the rear hook support.




2) Fix the magnet to the bottom.



3) The shelf is held at the maximum opening position.



Rear hook bracket



AGAPXXYI

For shelves that are less than 12 mm thick, the runner can be used together with the rear hook bracket, thus eliminating the need for the rear hole in the shelf.

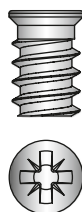
PACKING:

1 box = 100 pcs.

Accessories - For all Progressa, Progressa+ and Progressa+ Shelf runners**Wood screw****V234X164**Wood screw \varnothing 4 x 16 mm

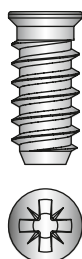
PACKING

1 box = 100 pcs

Euro screw**V136X114**Euro screw \varnothing 6 x 11 mm

PACKING

1 box = 100 pcs

**V136X154**Euro screw \varnothing 6 x 14.5 mm

PACKING

1 box = 100 pcs

ARTURO SALICE S.p.A.

VIA PROVINCIALE NOVEDRATESE, 10
22060 NOVEDRATE (COMO) ITALIA
TEL. 031 790424 - FAX 031 791508
info.salice@salice.com - www.salice.com

SALICE GUIDE S.p.A.

VIA ARISTIDE MERLONI, 11
61036 COLLI AL METAURO (PU) ITALIA
TEL. 0721 899800 - FAX 0721 897980
info.saliceguide@salice.com - www.salice.com

DEUTSCHE SALICE GMBH

RUDOLF DIESEL STR. 10
74382 NECKARWESTHEIM
TEL. 07133 9807-0
FAX. 07133 9807-16
info.salice@deutschesalice.de
www.salice.com

DEUTSCHE SALICE GMBH

VERKAUFSBÜRO NORD
RINGSTRASSE 36/A30 CENTER
32584 LÖHNE
TEL. 05731 15608-0
FAX. 05731 15608-10
vknord@deutschesalice.de
www.salice.com

SALICE UK LTD.

KINGFISHER WAY
HINCHINGBROOKE BUSINESS PARK
HUNTINGDON CAMBS PE 29 6FN
TEL. 01480 413831
FAX. 01480 451489
info.salice@saliceuk.co.uk
www.salice.com

SALICE FRANCE S.A.R.L.

285 RUE DE GOA ZAC LES 3 MOULINS
06600 ANTIBES
TEL. 0493 330069
FAX. 0493 330141
info.salice@salicefrance.com
www.salice.com

SALICE ESPAÑA, S.L.U.

C/ AIGUAFREDA 4, P.I. AMETLLA PARK
08480 L'AMETLLA DEL VALLÈS (BARCELONA)
TEL. 0034 938 46 88 61
info.salice@saliceespana.es
www.salice.com

SALICE PORTUGAL UNIP. LDA

SHOWROOM:

TV SÁ E MELO 161 FA
4470-116 MAIA - PORTO
TEL: 00351 224 154 221
Info@saliceportugal.pt
www.salice.com

ARMAZÉM:

VIA ROTA DOS MÓVEIS I 399
4585-325 GANDRA

SALICE CHINA (SHANGHAI) CO. LTD.

1st FLOOR, B1 BLDG 928 MINGZHU ROAD
XUJING, QINGPU DISTRICT
SHANGHAI 201702 - CHINA
TEL. 021 3988 9880
FAX. 021 3988 9882
info.salice@salicechina.com
www.salicechina.com

SALICE INDIA PVT. LTD.

1001 & 1002, 10TH FLOOR,
CENTRUM, PLOT NO. C-3,
OPP. WAGLE PRABHAG SAMITI OFFICE,
MIDC AREA, WAGLE INDUSTRIAL ESTATE,
THANE - 400604, MAHARASHTRA
TEL. 022 20812050
info@saliceindia.com
www.salice.com

SALICE CANADA INC.

3500 RIDGEWAY DRIVE,
UNIT#1
MISSISSAUGA, ONTARIO, L5L 0B4
TEL. 905 820 8787
FAX. 905 820 7226
info.salice@salicecanada.com
www.salicecanada.com

SALICE AMERICA INC.

2123 CROWN CENTRE DRIVE
CHARLOTTE NC. 28227
TEL. 704 841 7810
FAX. 704 841 7808
info.salice@saliceamerica.com
www.saliceamerica.com



Digital contents